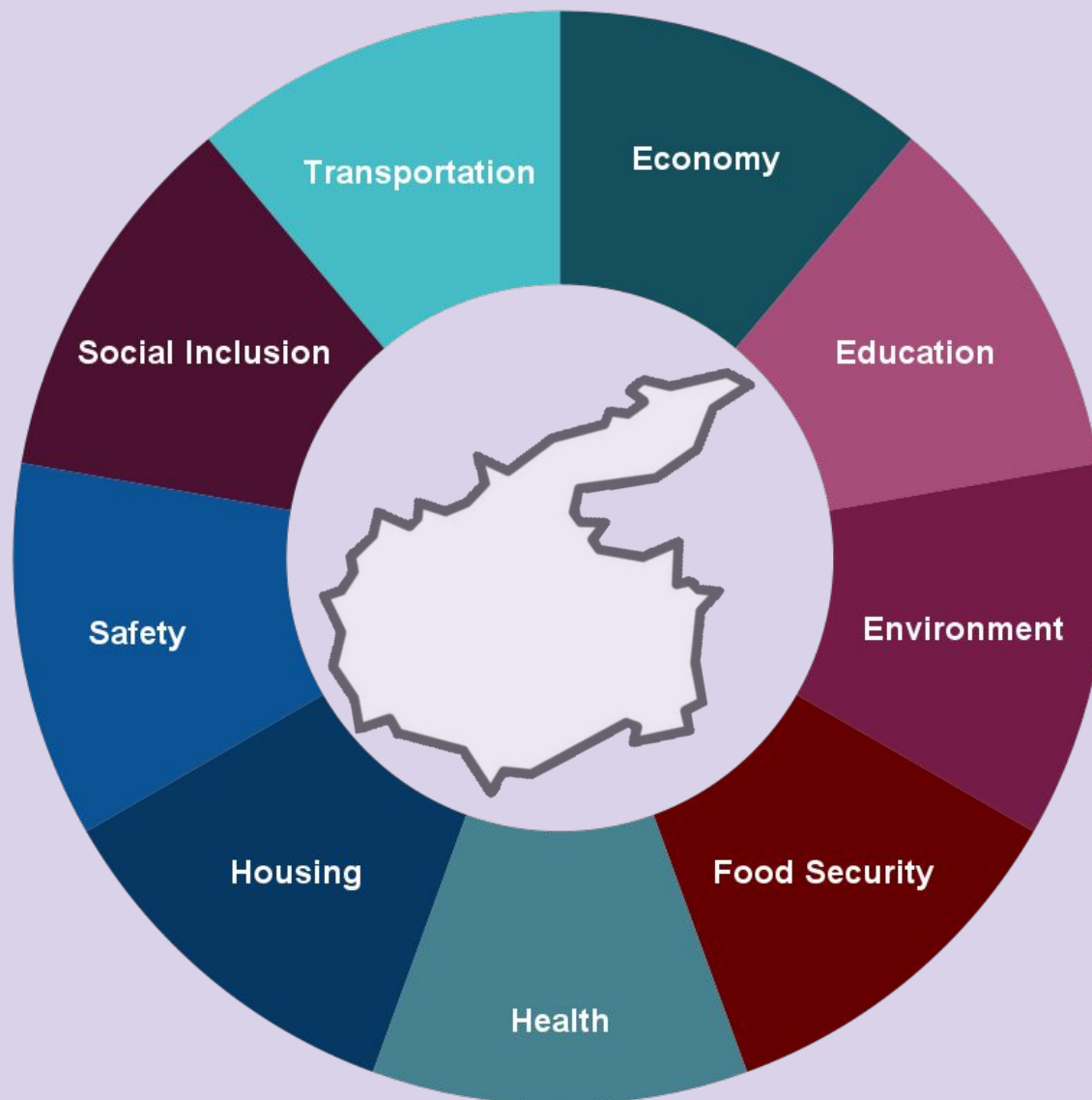


# Hornby Island

Community Profile

20  
23



## Land Acknowledgement

We respectfully acknowledge that we are living on the stolen territory that was for millennia, the home of the Pentlatch, E'iksan, Satsila, and Sahtloot people, and is now the unceded territory of the K'omoks First Nation. We honour the presence and power of the K'omoks Nation and we thank them for their grace and tolerance.

## Thank You To

- PlanH Healthy Communities
- Comox Valley Regional District
- Hornby Island Residents' and Ratepayers' Association
- Denman Works!

PlanH is a partnership between BC Healthy Communities Society and the British Columbia Ministry of Health.

PlanH creates healthier communities by supporting partnerships across sectors, providing learning opportunities, resources, and consultation, and facilitating collaborative local action.

This PDF was produced and written by Angeleah Hoepfner. The authors acknowledge the contributions of the British Columbia Ministry of Health, Fraser Health, Interior Health, Northern Health, Vancouver Coastal Health, Island Health, the Provincial Health Services Authority, the First Nations Health Authority, and the Union of BC Municipalities.

• <u>Executive Summary</u> .....	4
• <u>Social Determinants of Health</u> .....	7
• <u>The Island and its People</u> .....	8
○ <u>Demographics</u> .....	10
○ <u>Diversity</u> .....	12
○ <u>Family</u> .....	13
• <u>Economy</u> .....	16
○ <u>Employment</u> .....	17
○ <u>Industry</u> .....	21
○ <u>Income</u> .....	23
■ <u>Individual Income</u> .....	25
■ <u>Individual Low-Income</u> .....	26
■ <u>Household Income</u> .....	28
• <u>Education</u> .....	30
• <u>Environment</u> .....	34
○ <u>Conservation and Protection</u> .....	35
○ <u>Recycling</u> .....	37
○ <u>Water</u> .....	39
• <u>Food Security</u> .....	42
○ <u>Farms</u> .....	43
○ <u>Farmers' Market</u> .....	43
○ <u>Community Garden</u> .....	44
○ <u>Meal Programs</u> .....	44
• <u>Health</u> .....	45
○ <u>Hornby Denman Health</u> .....	47
○ <u>Acute Care</u> .....	48
○ <u>Health Status</u> .....	49

• <u>Housing</u> .....	50
○ <u>Core Housing Need</u> .....	53
○ <u>Property Map</u> .....	56
• <u>Safety</u> .....	58
○ <u>Fire Rescue</u> .....	59
○ <u>RCMP</u> .....	60
○ <u>Emergency Preparedness</u> ....	61
• <u>Social Inclusion</u> .....	62
○ <u>Community Engagement</u> .....	63
■ <u>Nonprofit Groups</u> .....	63
■ <u>Voting</u> .....	63
○ <u>Services</u> .....	64
○ <u>Recreation</u> .....	65
○ <u>Art</u> .....	66
• <u>Transportation</u> .....	67
○ <u>Public Transit</u> .....	68
○ <u>Ferry Ridership</u> .....	68
• <u>Glossary</u> .....	69
• <u>Links</u> .....	71
• <u>References</u> .....	74
• <u>Appendix A - Project Report</u> .....	76

# Executive Summary

## Background

In September 2021, the Hornby Island Housing Network was created to bring together various island organizations and levels of local government that include housing in their mandate. The intention was to share information and resources, with the goal of co-creating a housing strategy for the island with clearly defined roles and responsibilities for each organization.

An immediate challenge was identified: the lack of a comprehensive picture of the community that included current data in all the social determinants of health areas. Although, a wealth of information had been gathered over the years by various island organizations and individuals in their efforts to create and fund services and programs that benefit the community, it became readily apparent that there was considerable duplication of effort, loss of historical data, the creation of information silos specific to each group's focus, limited access to stored data and a lack of individual organizational capacity to carry out more in-depth research.

A secondary issue was identified, the lack of comparative data between similar communities, the province and the country as a whole. Although the organizations were aware of many inequities due to our rural, remote location and the disparity between low and high income residents, there was no current data to support that knowledge.

A sub-committee was formed to secure funding to create a comprehensive database for the Housing Network. A Housing Network participant, Hornby Denman Health (formerly the Hornby & Denman Community Health Care Society) which serves both Hornby and Denman Islands requested that Denman be included in the project.

## The Project

The Housing Network applied for funding from BC Healthy Communities to hire a research assistant to create comprehensive **community profiles** for both Hornby and Denman Islands, an easily accessed **website** to host the information, and a **database** that could be regularly updated. All three goals have been achieved. Several interactive maps of the communities have also been created, depicting the following: zoning, lots with houses, empty lots, aquifers, approved septic systems and lots with Short Term Rentals. This information will be key data for the creation of a housing strategy for the islands.



## Community Profiles

In order to determine what information would best meet our communities' needs, the Research Assistant and Steering Committee reviewed other community profiles for both content and formatting and also researched the various definitions of the Social Determinants of Health.

The profiles for both islands include all available local, provincial and federal information available in the following social determinants of health: Economy, Education, Environment, Food Security, Health, Housing, Safety, Social Inclusion, and Transportation. The profiles also point out social inequities in access to services and the barriers underlying that inequity.

These profiles not only contain the information needed to co-create a housing strategy, they will also be used to inform short and long term planning for all the organizations, no matter what their mandate.

All Stats Canada information is presented as a percentage of the whole in order to see the differences in relation to the population of each area. The numbers for Denman and Hornby Islands have been added for planning purposes.

Effort has been made to present this information as it is with no analysis or conclusions drawn. We leave the information to our users to interpret for their specific area of focus.

Website: [www.communityprofiles.ca](http://www.communityprofiles.ca)

The website contains both the Community Profile reports in PDF form. The collected data is also presented separately in each of the social determinants of health for both islands. The website is hosted by the Hornby Island Residents and Ratepayers Society, and with links to it on the Denman Works website, the local WorkBC office on Denman.

## The Project Database

The current database containing all the spreadsheets with all the data and contact information will be stored with the Hornby Island Housing Society.

## Methodology

Information was gathered from a wide range of community organizations and businesses on both islands, BC Open Data, and Census Canada. To ensure we gathered as broad a base of information as possible, we spoke to **7** accommodation providers; **19** boards; **16** store-based businesses; the Preschool, Community schools and the Senior Secondary school; **3** environmental groups; **4** Food Security groups; **8** health care providers; **4** realtors; **3** groups involved in community safety; and **9** activity groups. Of these **69** sources, we received information back from **56**.

We also included information gathered from another project; a group of self-identified precariously housed people on Hornby were interviewed over the winter of 2022 to gather current data about the number of community members living in unsafe, substandard and/or insecure housing. Information gathered from that project is included in this report as it is possible that due to how the census forms are circulated on the islands, some of the renters included in our survey were missed in the census. It was important to us that these voices be added to this report.

The draft profiles were circulated to all the participating organizations on both islands for their review and suggestions. Their feedback has been incorporated into the final report.

## Next Phase

This is step one of a long-term vision for this project. We will be researching funding sources for the next phase of the project which will include the following goals:

- Additional organizations and data that may have been missed in phase one, will be identified and added to future Community Profiles and the database.
- Strategies will be created to address the issue of “hard to obtain” data.
- The database will be updated at a minimum every 2 years to ensure the community always has current information to inform its planning.

## Conclusion

The two island communities will be well served by the work that has been done over the last several months.

Organizations that provide services and programs in all the sectors of the social determinants of health now have a much broader understanding of the state of our communities in significant areas and thus, will be better able to address the needs that are identified and to reduce the existing inequities of access to services.

On behalf of the Hornby Housing Network and the communities of Hornby and Denman Islands, we wish to thank our partners: BC Healthy Communities – Planh for funding this project; the Comox Valley Regional District for sponsoring our application; the Hornby Island Residents and Ratepayers Association for their financial management of the project and Denman Works for sponsoring the cost of printing of the report and public announcements of the successful completion of the project.

# Social Determinants of Health

There are many different lists of the social determinants of health; we chose the economy, education, the environment, food security, health, housing, safety, social inclusion, and transportation to focus on for Hornby. We felt that these combine many, but certainly not all, of the important factors for the island.

Medical News Today defines the “[s]ocial determinants of health [as] an individual’s personal circumstances that impact their health and well-being. They include political, socioeconomic, and cultural factors, alongside how easily someone can access healthcare, education, a safe place to live, and nutritious food.”<sup>1</sup>

These aspects of a person’s life are tightly intertwined and can have a large impact on each other. It is important to consider the many barriers to access when looking at these areas; keeping in mind that some barriers are universal and others may only apply to a subsection of the population. Inequity of access to services is a vital aspect to consider as service delivery models are planned. A conference at York University identified a model of the social determinants of health and reviewed current literature citing that the evidence shows that the effects of the social determinants of health “are actually much stronger than the ones associated with behaviours such as diet, physical activity, and even tobacco and excessive alcohol use.”<sup>2</sup>

“UN Sustainable Development Goal #3: Ensure healthy lives and promote well being for all at all ages.”<sup>3</sup>

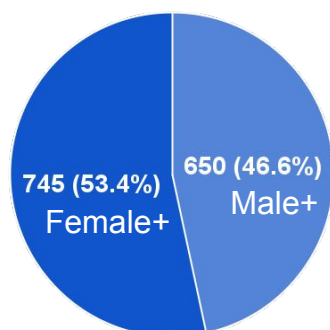
Social Determinants of Health



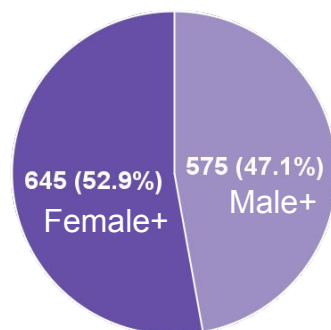
# The Island and its People

Hornby Island is home to **1,225** residents year-round, but this number increases exponentially in the summer. The ferry brings an average of **44,353** passengers to Hornby throughout July and August: roughly 22,000 people per month compared to the off-season with an average of **6,000** passengers. The island is beautiful and peaceful in all seasons, but it shines in the summer with its variety of outdoor activities: biking, birding, boating, hiking, paddling, swimming, and wildlife watching.

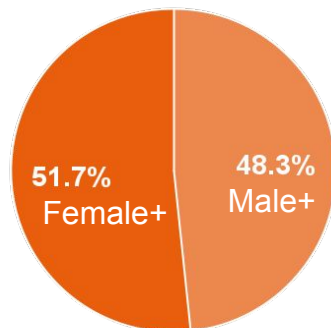
## Gender\*



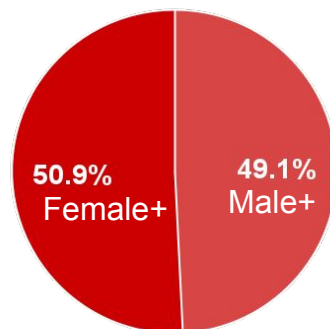
Denman



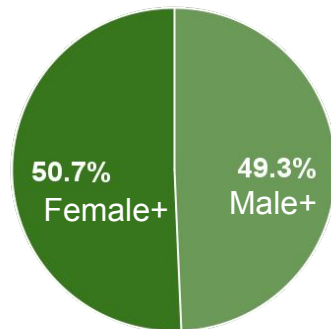
Hornby



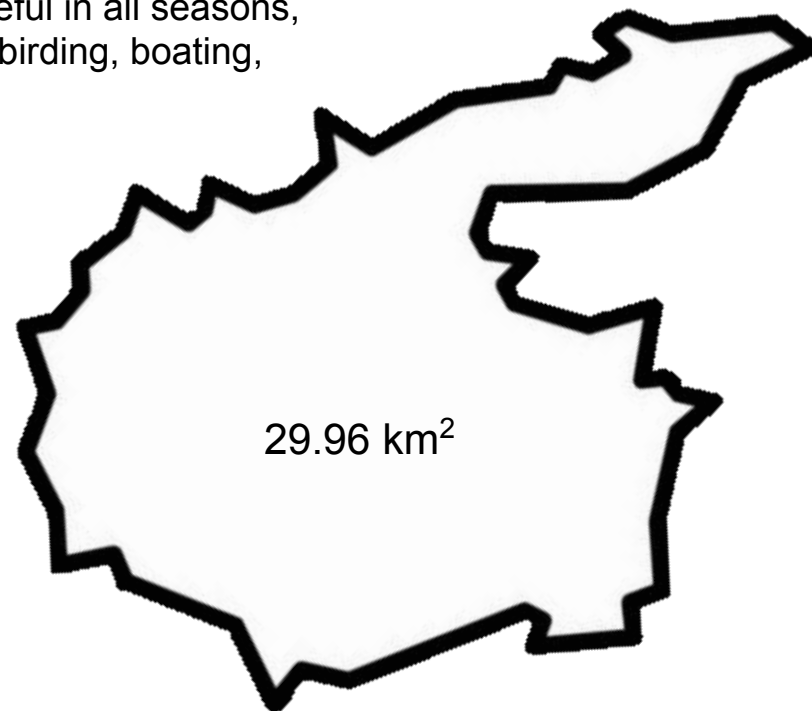
Comox Valley



British Columbia



Canada

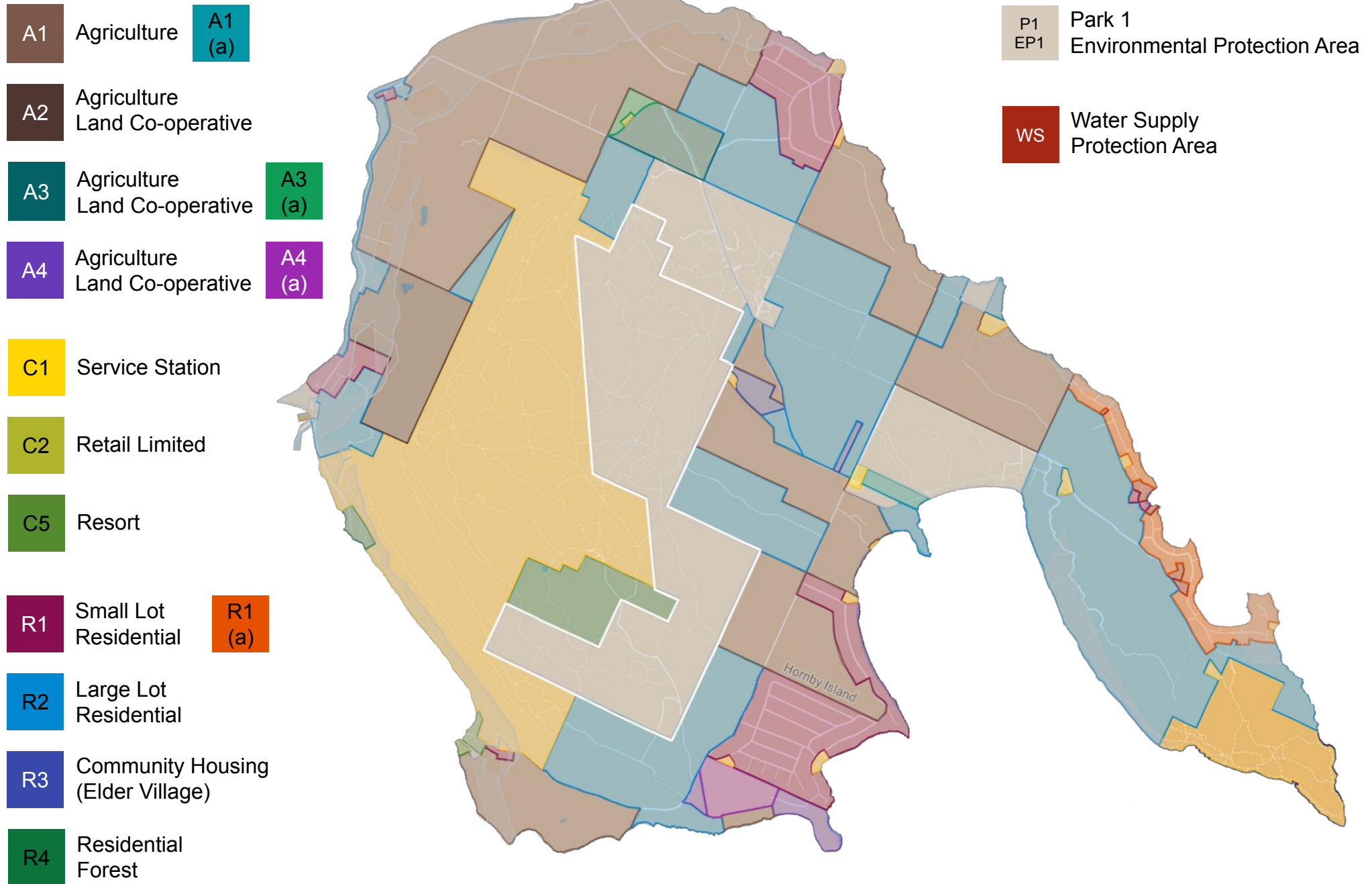


## 2SLGBTQI+

While there have been no studies, nor does Census Canada capture this information, it is believed that there is a sizable population of those who identify as two-spirited, lesbian, gay, bisexual, trans, queer, or intersex.

*\*To protect the small and vulnerable population of non-binary individuals Census Canada has distributed them into the binary gender categories and symbolized this by the use of the "+".*

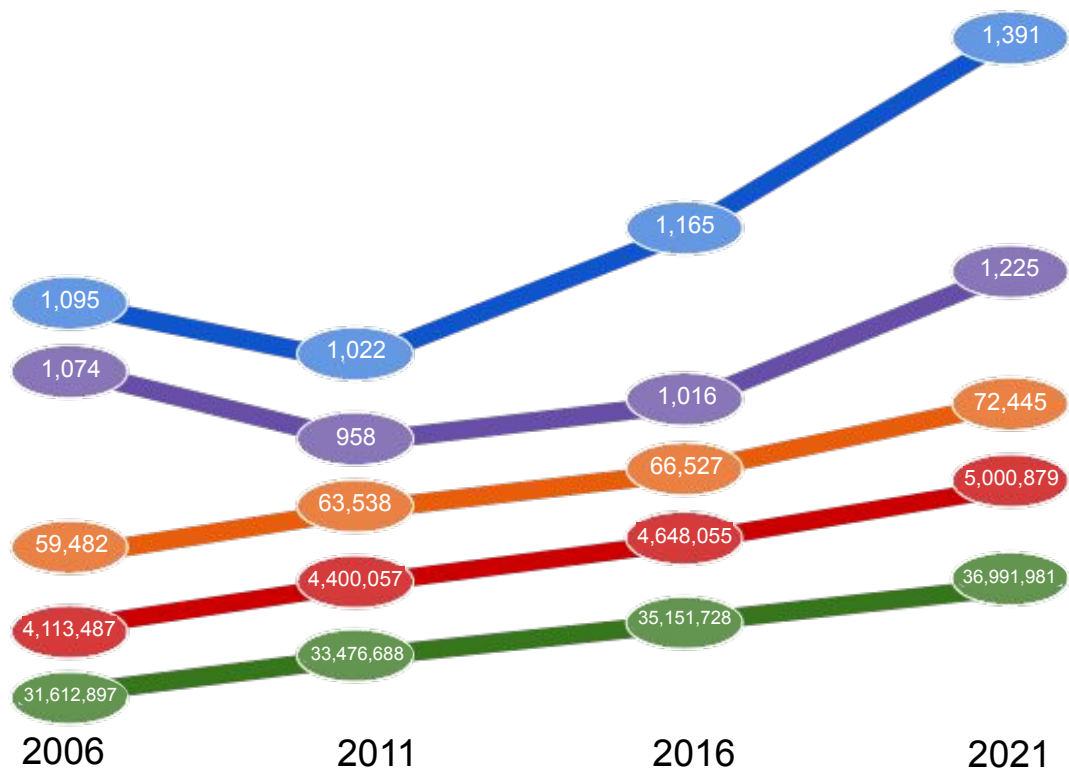
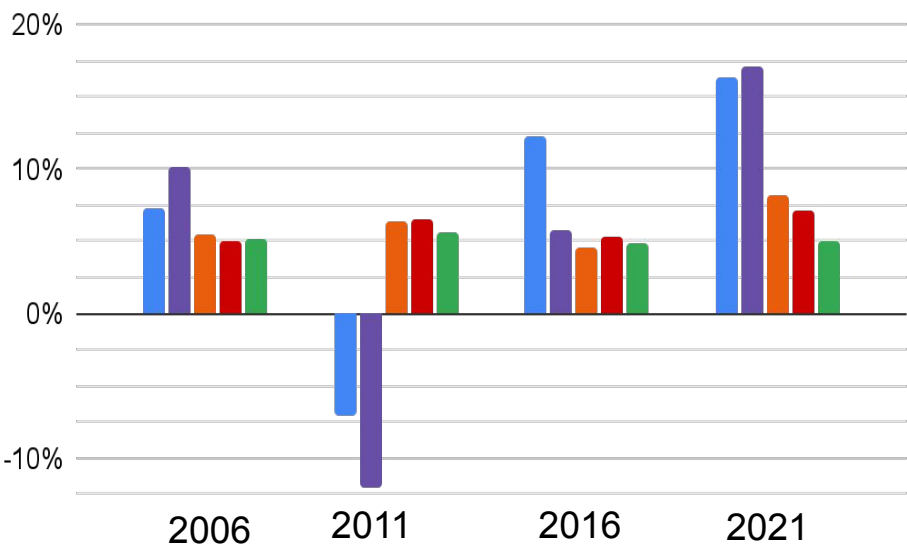
# Zone Map



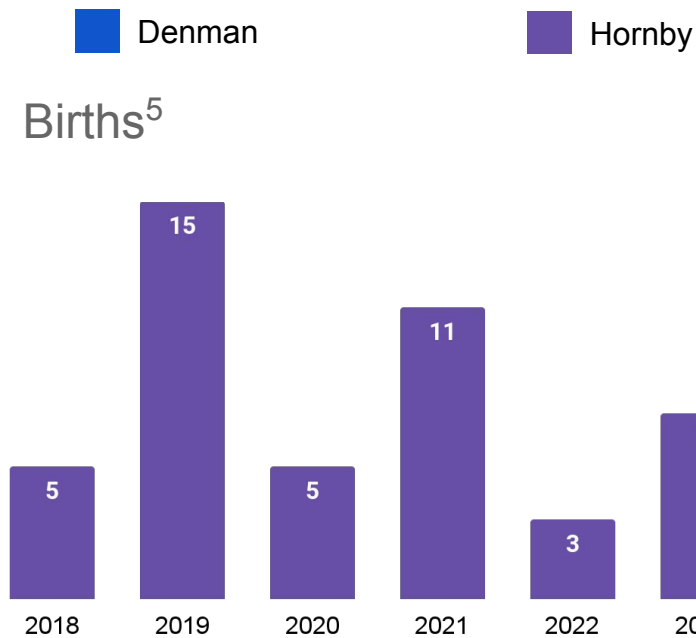


# Population

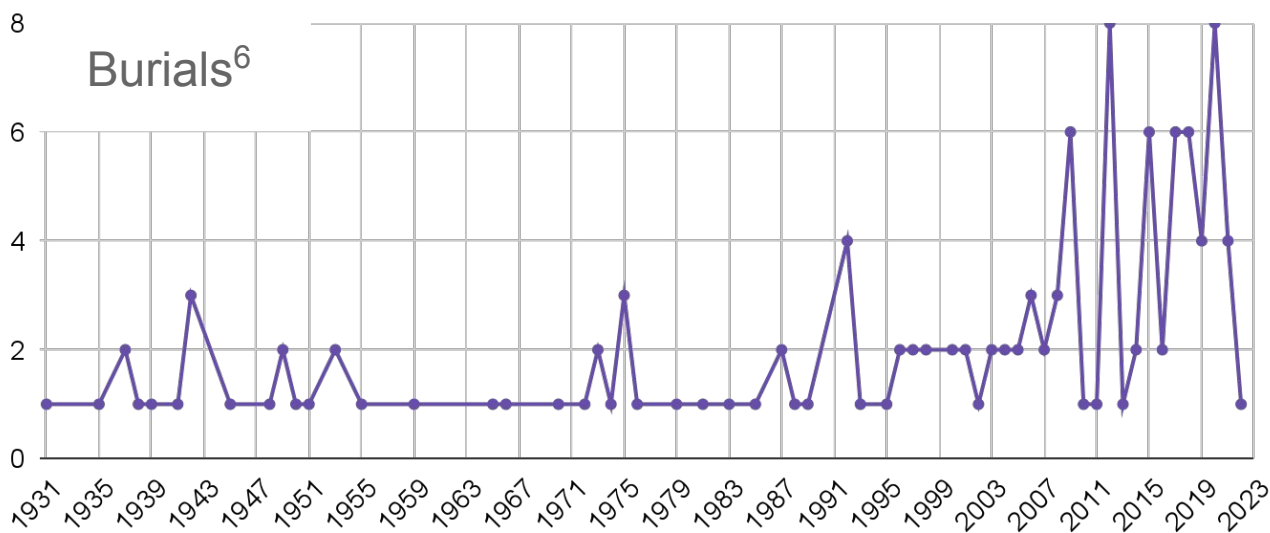
## Population Change Over Time



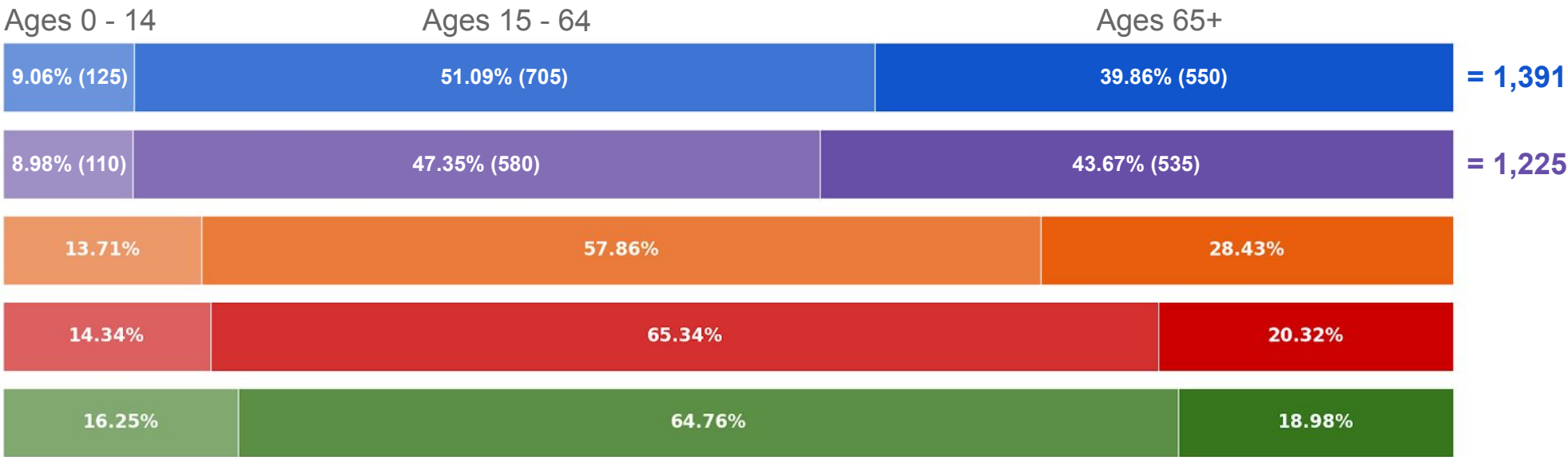
## Births<sup>5</sup>



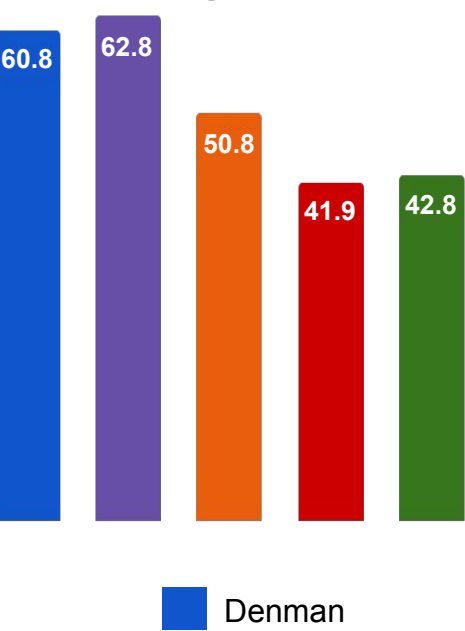
## Burials<sup>6</sup>



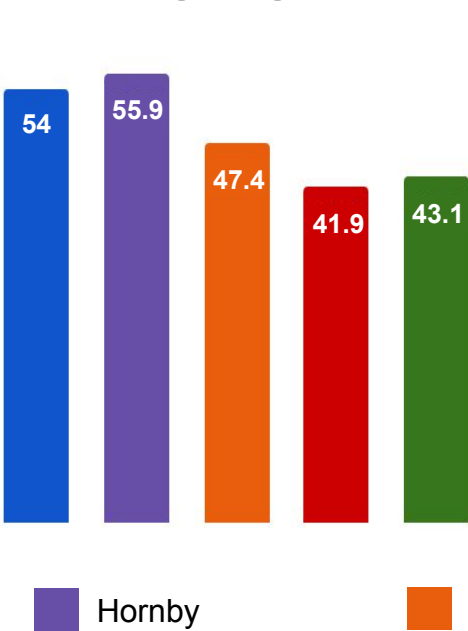
# Population Distribution by Age Range



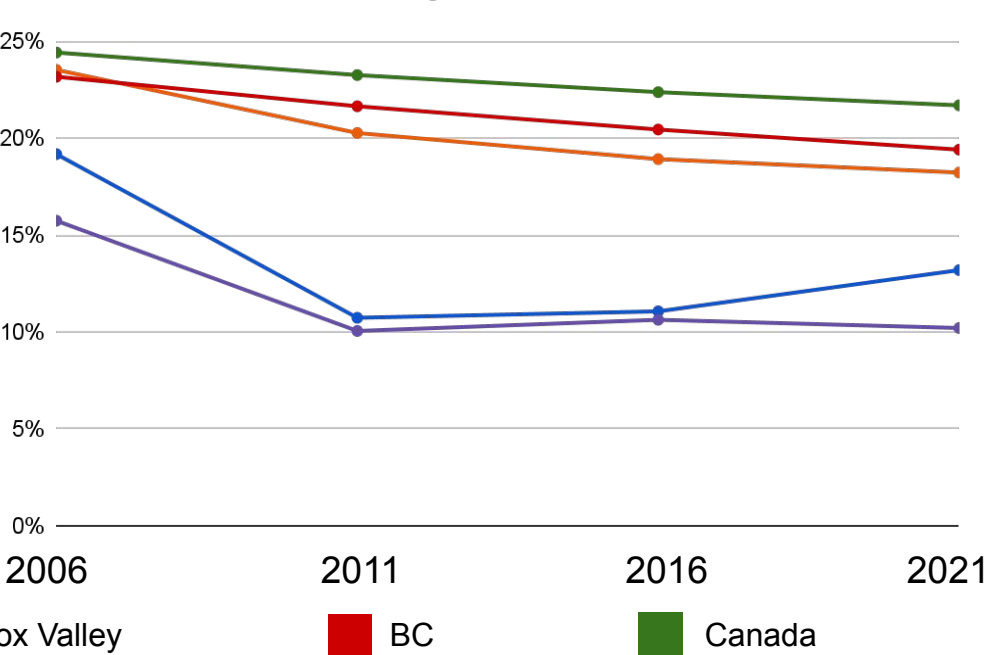
Median Age



Average Age



Youth (0 - 19) Change Over Time





# Diversity

## Heritage

Due to the small size of the population, discrepancies introduced by the round to 5 policy of Census Canada, and the 25% sample used, we are unable to determine the true list of backgrounds on the island. We do know that we have people from a wide variety of countries living here.

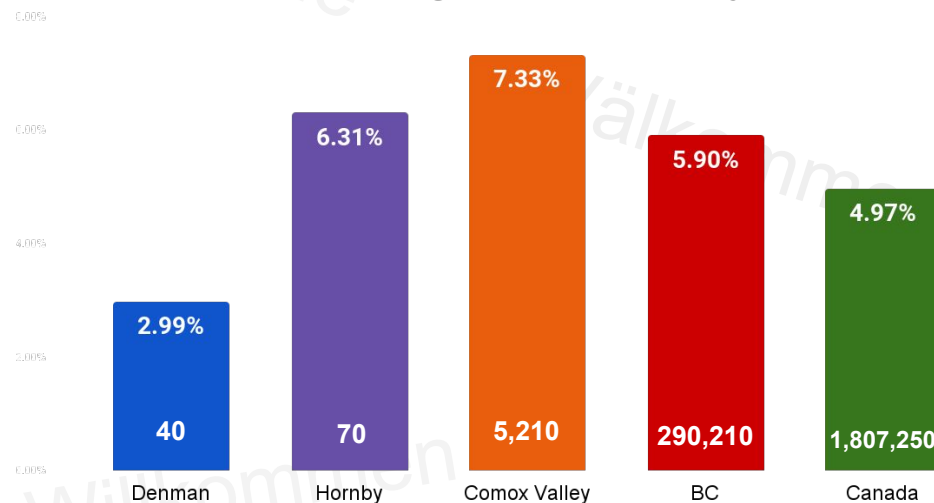
## Languages\*

- Dutch
- English
- French
- German
- Hebrew
- Hungarian
- Iranian Languages  
(Not specified)
- Japanese
- Slovene
- Spanish
- Swedish
- Yiddish

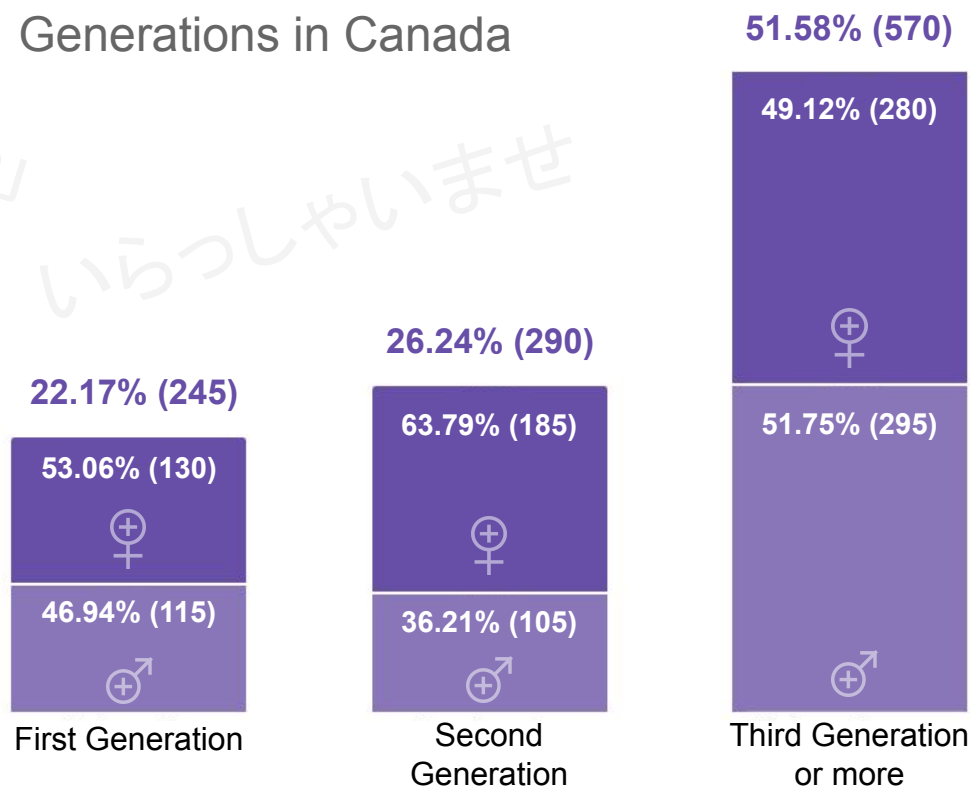
\*These are the languages reported by Census Canada, however, there are anecdotal reports of other languages.




## Proportion of Indigenous Identity



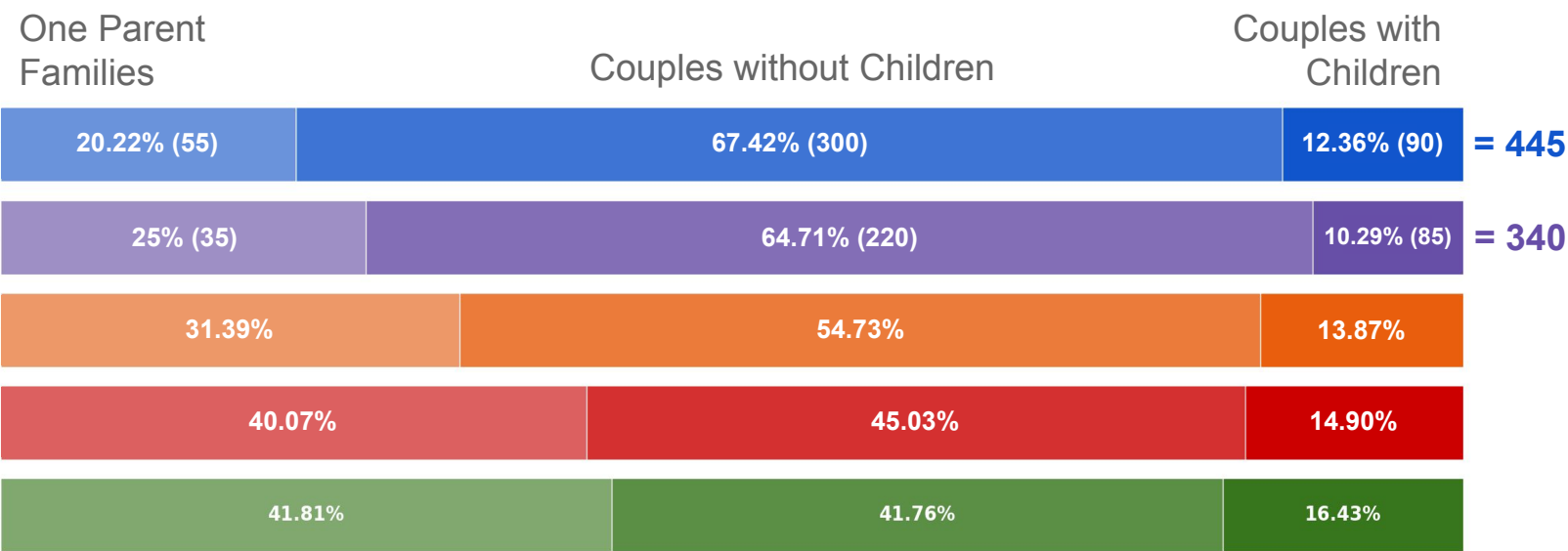
## Generations in Canada



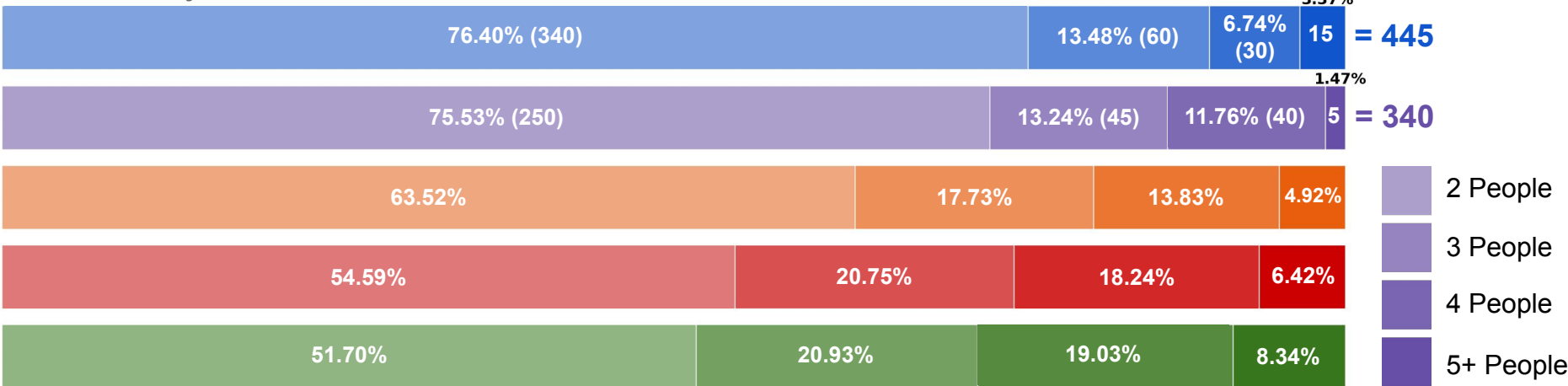
# Family



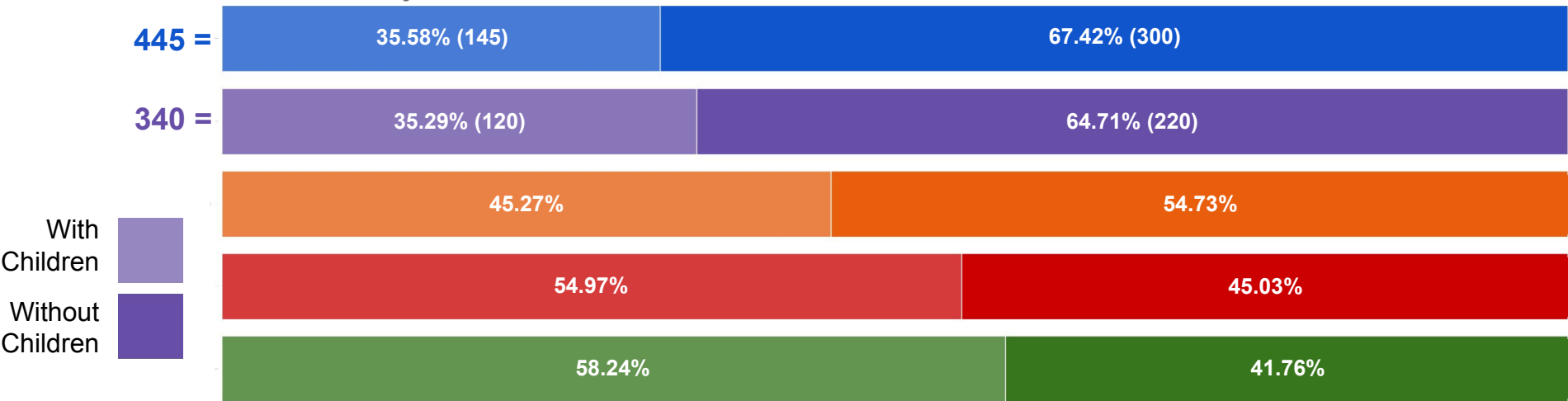
## Family Composition



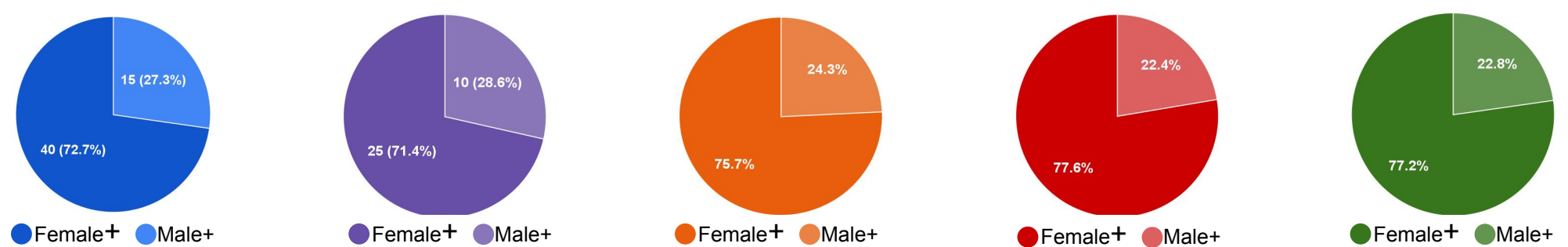
# Families by Size



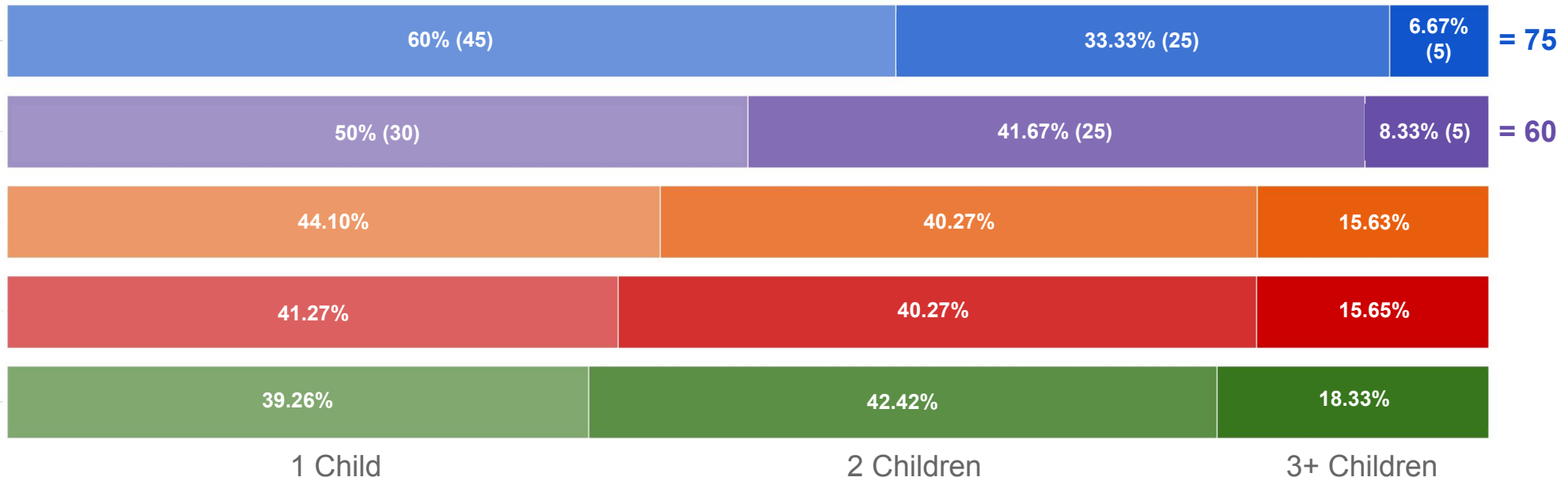
# Families by Child Status



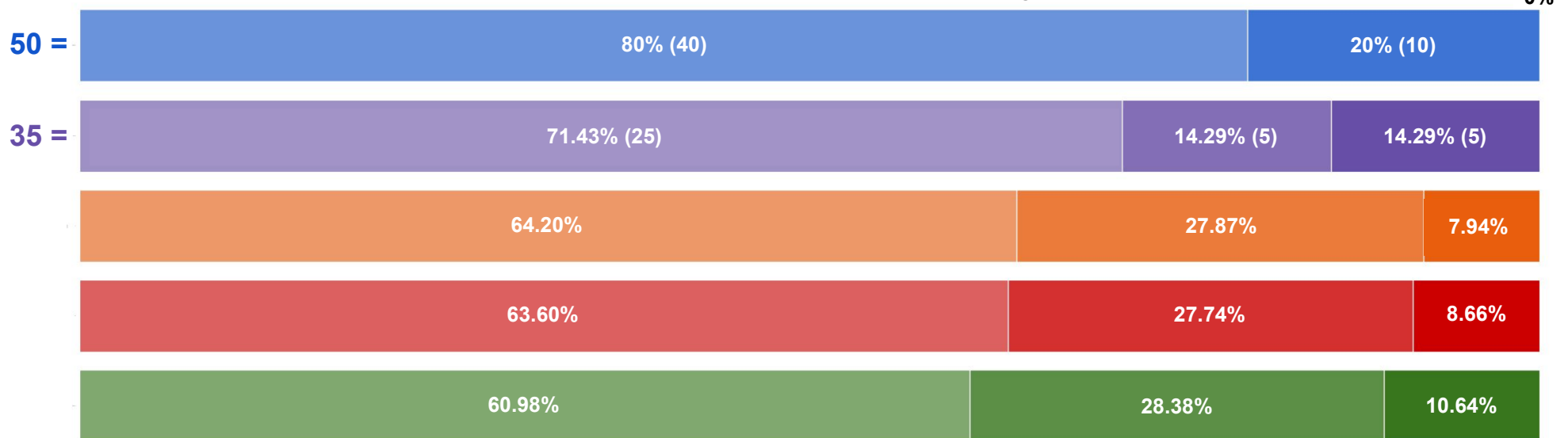
# One Parent Families by Gender of Parent



## Couple Families by Number of Children (2016)



## One-Parent Families by Number of Children (2016)



\* Due to Census Canada rounding all results to the nearest 5 and the small number of one-parent families, these results likely have a wide margin of error

# Economy

**Economic health** is when a person has a stable job where they work a sufficient number of hours, are respected, valued, engaged, paid a living wage, and are safe physically and mentally.

When a person has a job that affords them the necessities of life or more, they are able to participate in the local economy. They patronize the businesses and are able to spend money on entertainment and eating out occasionally. Their success helps others in their community achieve success as well.

## Barriers

- Challenging for employers to find staff, seasonally and year-round
- High reliance on seasonal visitor-based income
- Lack of
  - access to off-island jobs
  - businesses available year-round
  - full-time/full-year employment
  - living wage
  - qualified staff
  - reliable transportation to/from work
- Living below the poverty line
- Mental Health Challenges
- Off-island workers are costly
- Tradespeople unavailable locally

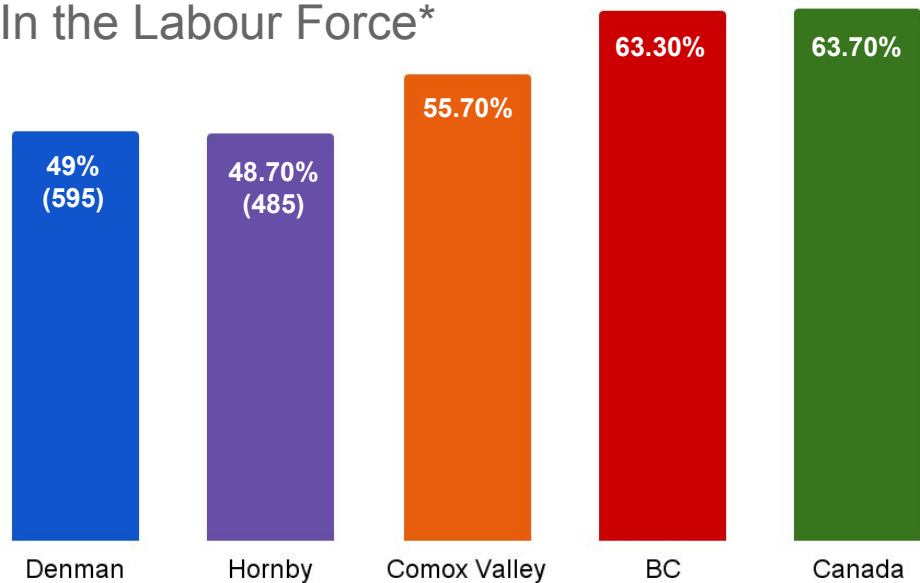
## Community Vision

“The economy reflects and helps sustain the unique nature of Hornby’s people and natural environment. There are plenty of skill-building and educational opportunities and cooperative and support mechanisms to assist the creation and success of small businesses.”<sup>8</sup>



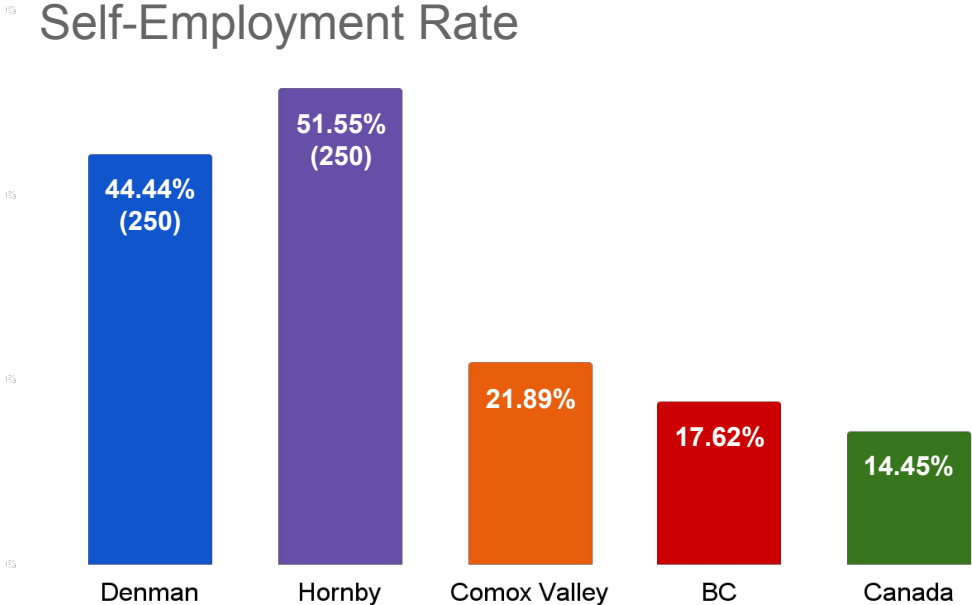
# Employment

In the Labour Force\*

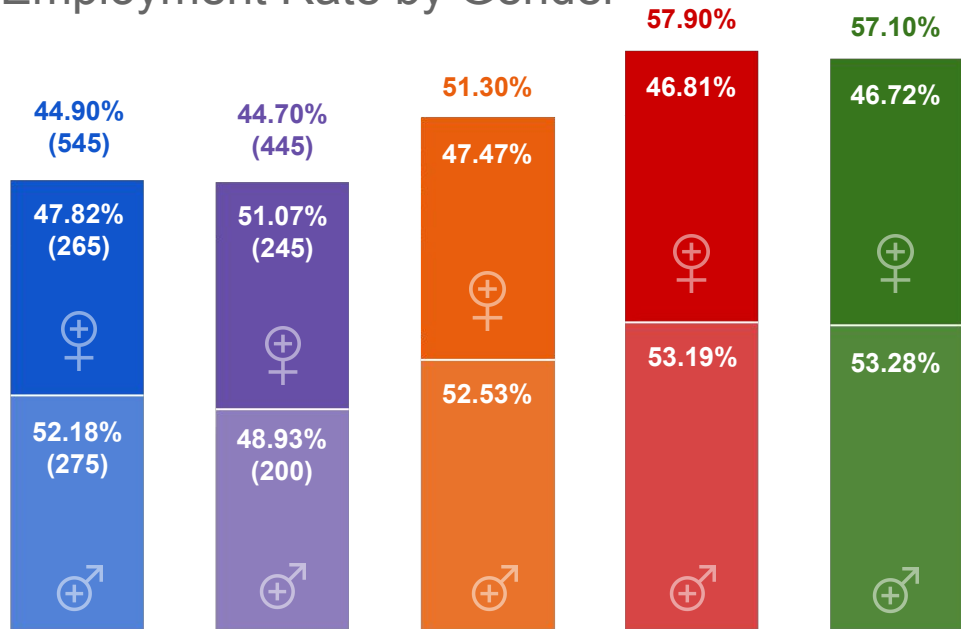


\*Excludes full-time students and retirees

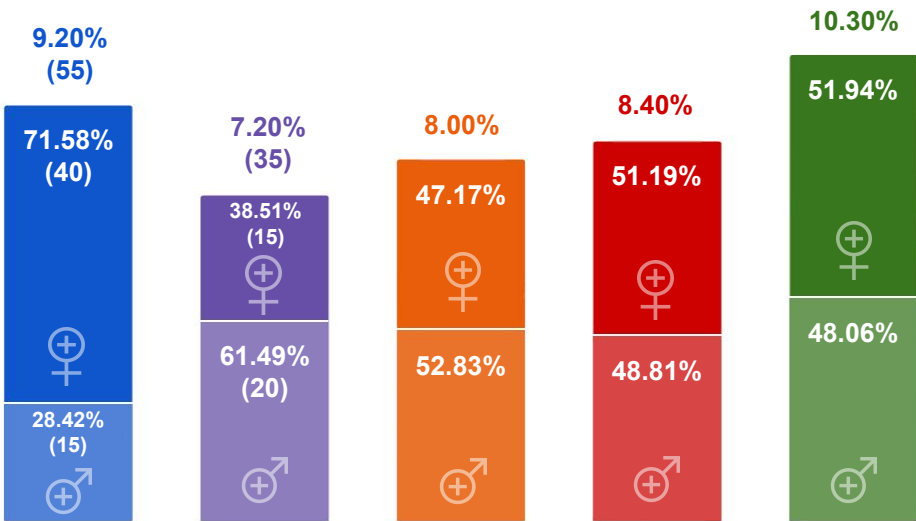
# Self-Employment Rate



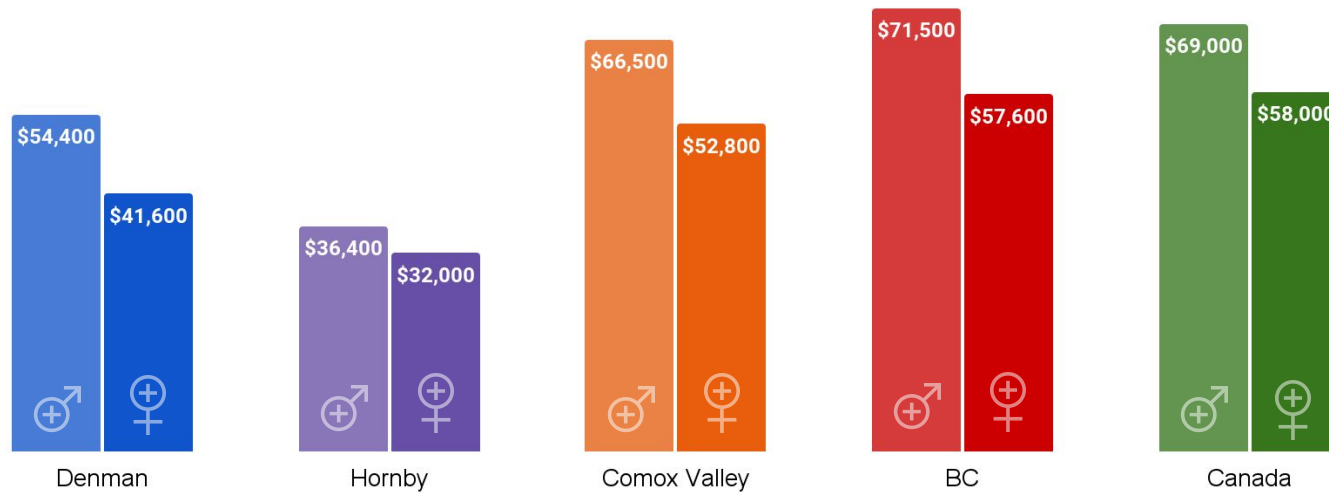
# Employment Rate by Gender



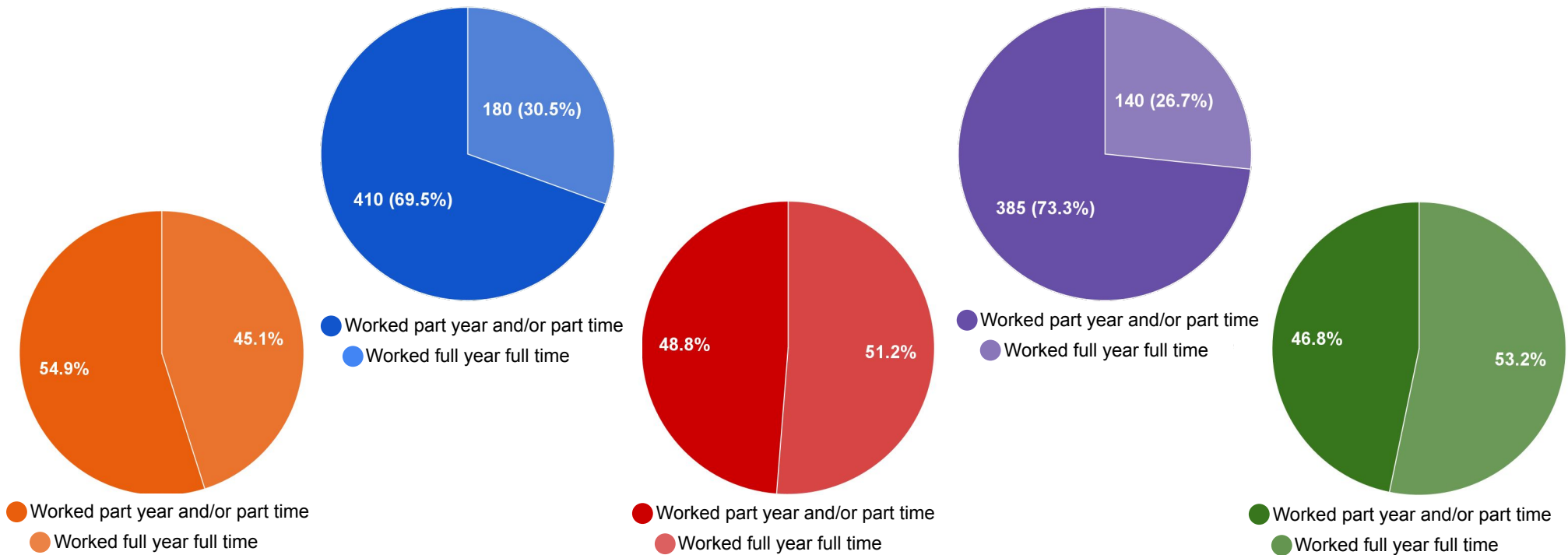
# Unemployment Rate by Gender



## Median Employment Income for Full-year Full-time Workers by Gender (2020)



## Work Status by Tenure





Employers

22

All Home  
Businesses

155

All Businesses

177

Women+-Owned  
Businesses

36

Commercial Real  
Estate Value:<sup>10</sup>

\$15,279,900.00

Year-Round  
Jobs

43

Summer -  
Only Jobs

62

Shoulder Season -  
Only Jobs

14

Staffing shortages are an issue all year for businesses on Hornby, but this is exacerbated in the summer. These numbers show part of the problem, but not all of it. Some of the businesses we did not hear back from have chronic issues finding staff in the summer.

The reasons proposed for this difficulty are varied. A common one is a limited pool of workers on the island. Some potential reasons for this are thought to be a lack of housing, especially year-round housing, the cost of living being higher than the wages businesses are able to pay, people wanting year-round work, and reports of potential staff requesting to be paid under the table to maintain benefits they're receiving.

Staff Needed  
Summer

25+

Staff Needed  
Shoulder Season

14

*\*These numbers are for the businesses listed online and in the phone book, but we are aware there are many types of businesses that don't operate that way. We know gardening/landscaping, house cleaning, and odd jobs/handy people are all areas that are unlikely to be listed.*

Non-Art Home  
Businesses<sup>11</sup>

79

Home Art<sup>11, 12, 13</sup>  
Businesses

76

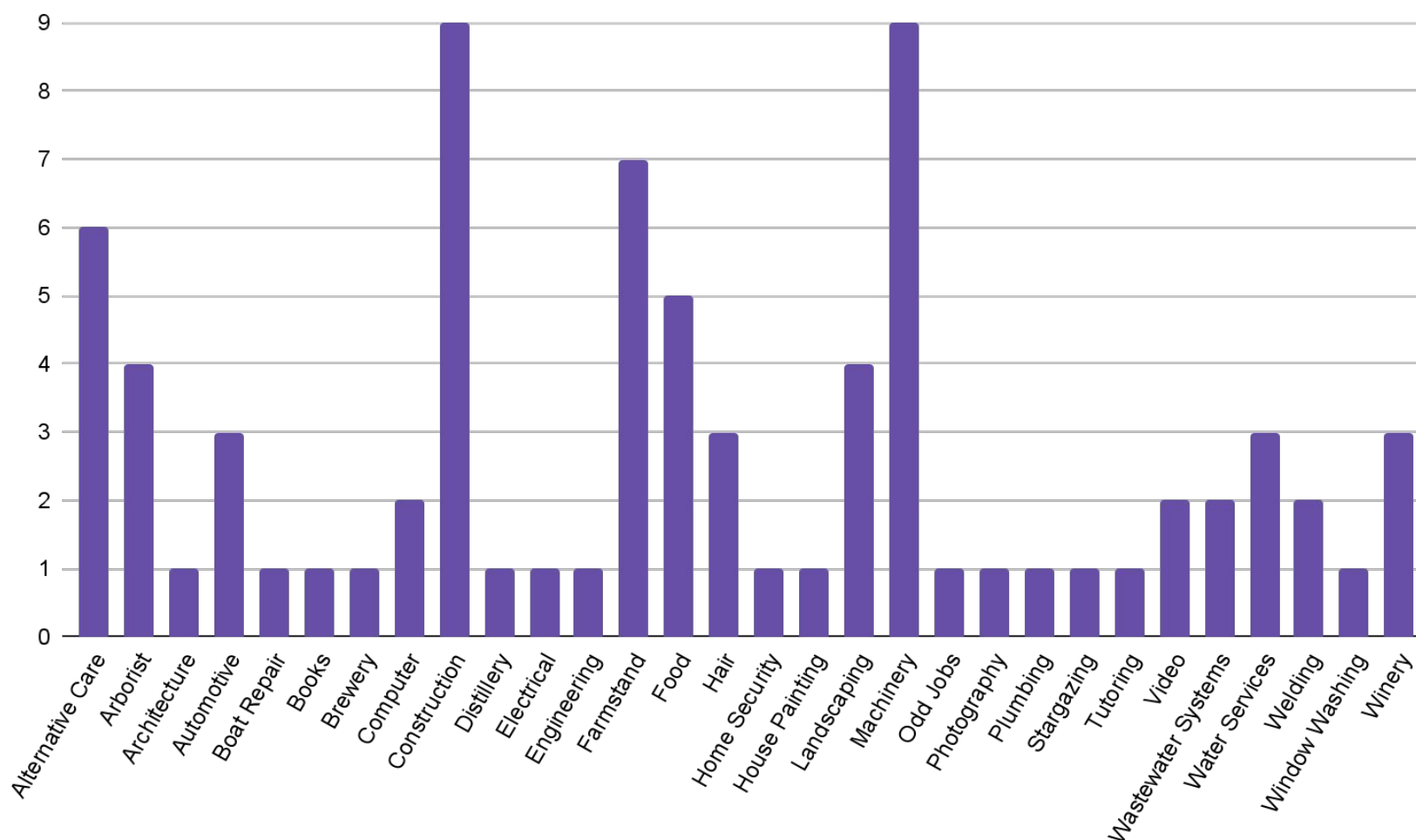
All Home  
Businesses

155

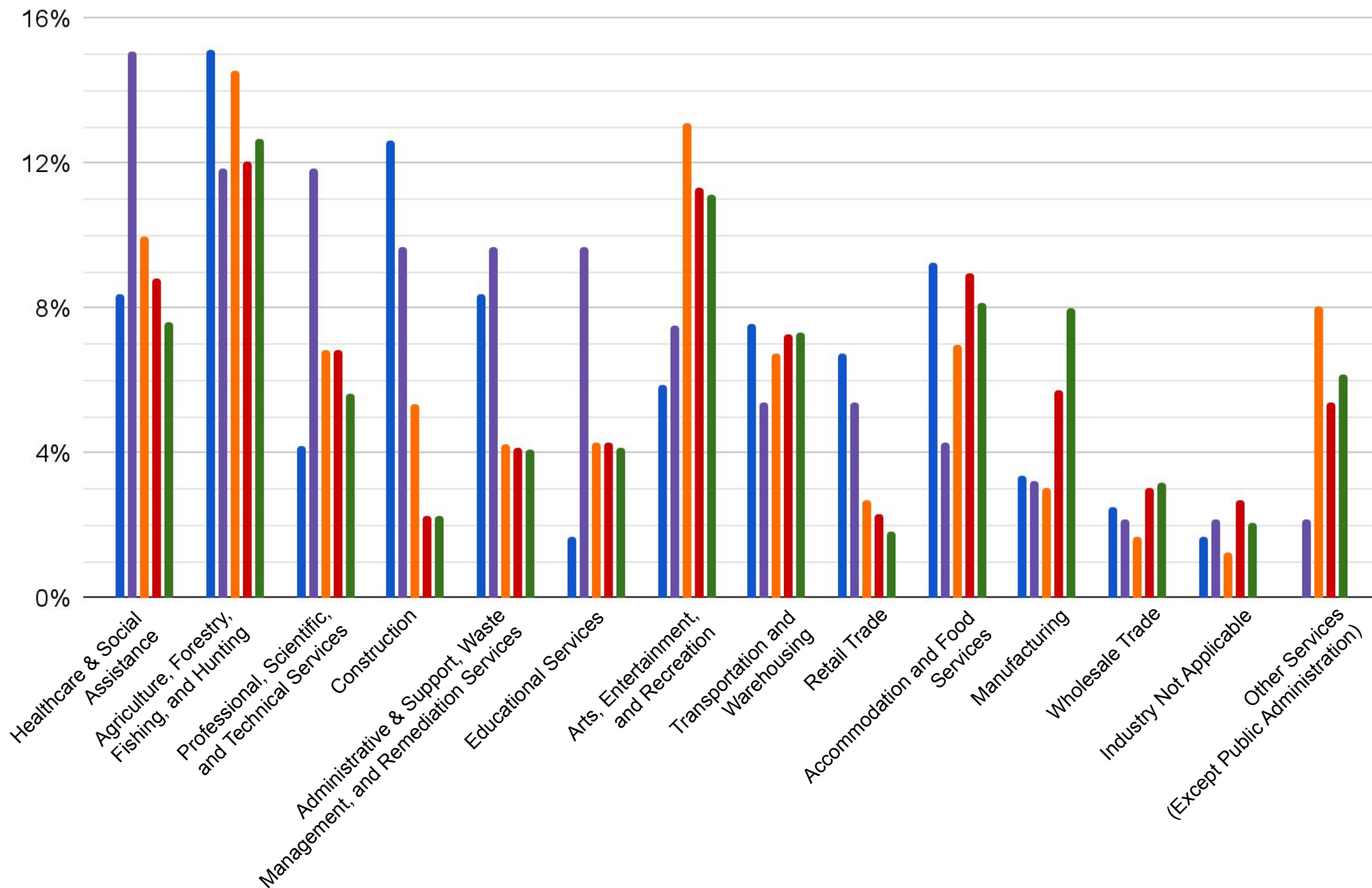
Accommodation  
Providers

131

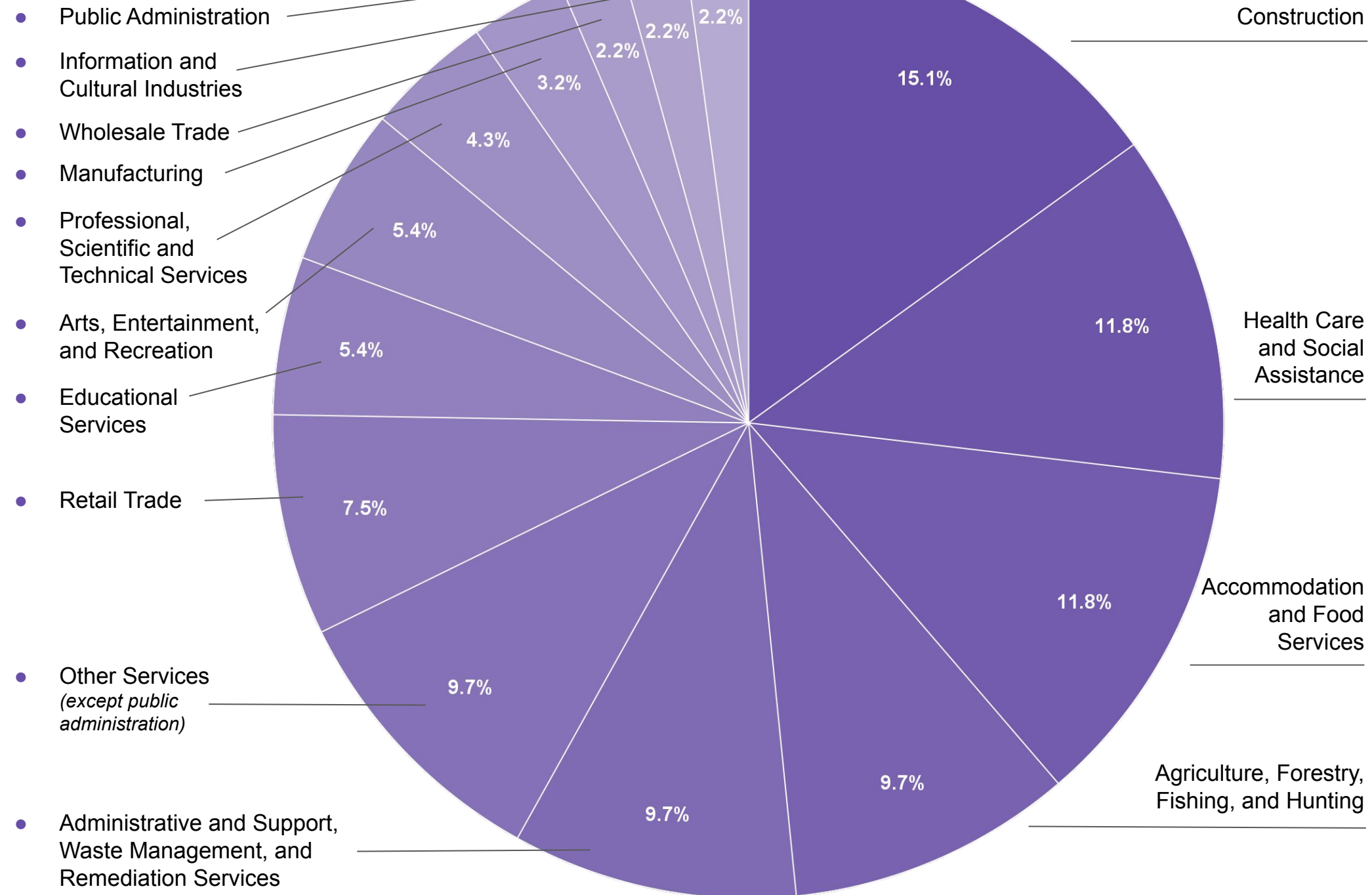
Non-Art Home Businesses by Type



# Occupations by Industry (All Areas)



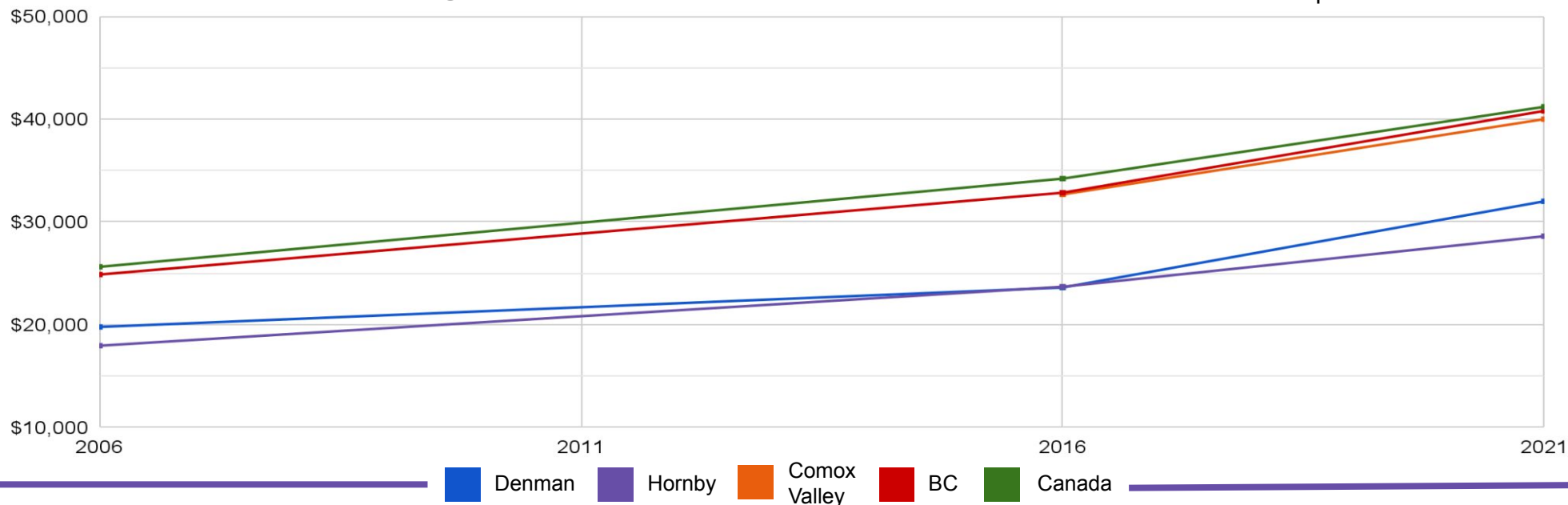
## Occupations by Industry (Hornby)



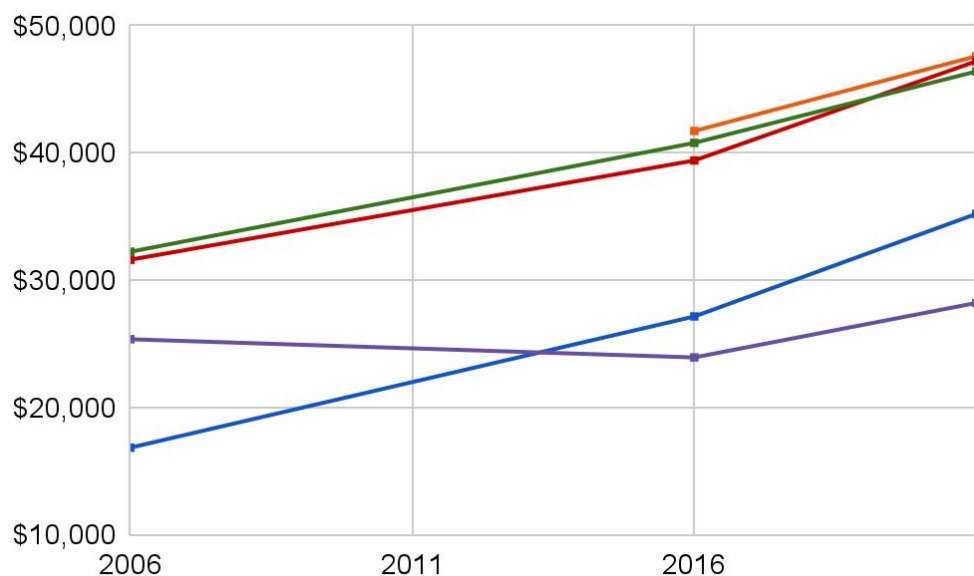
# Income

## Median income change over time (Total Population)

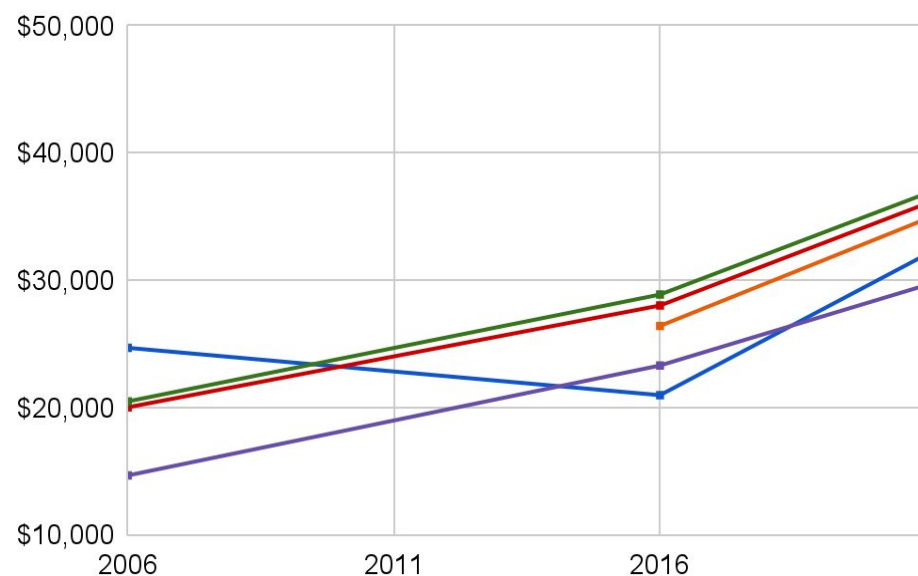
\*All information is pre-tax as there is no after-tax information prior to 2016



## Male+

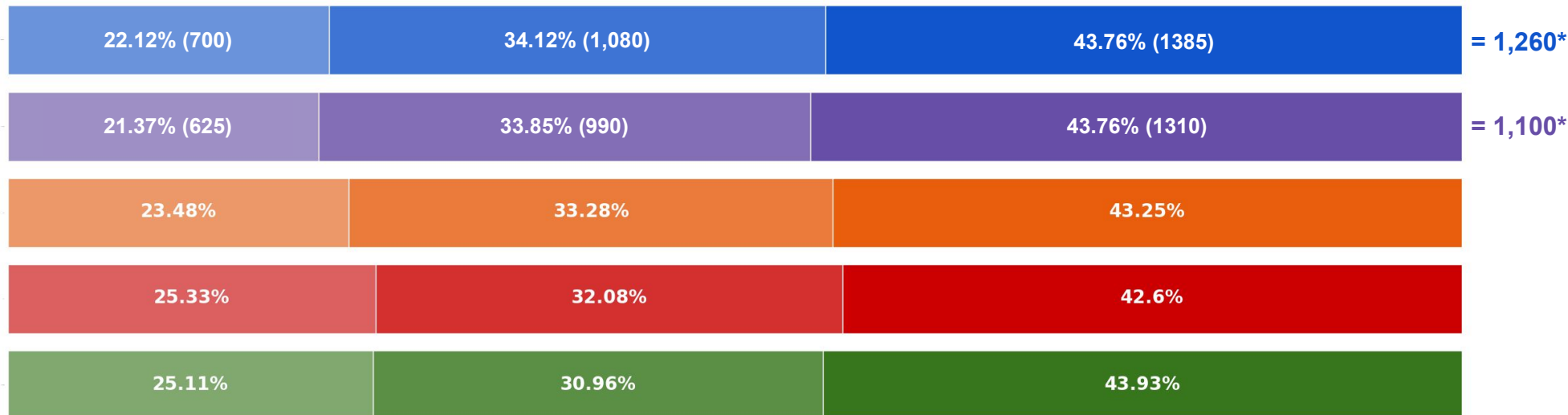


## Female+

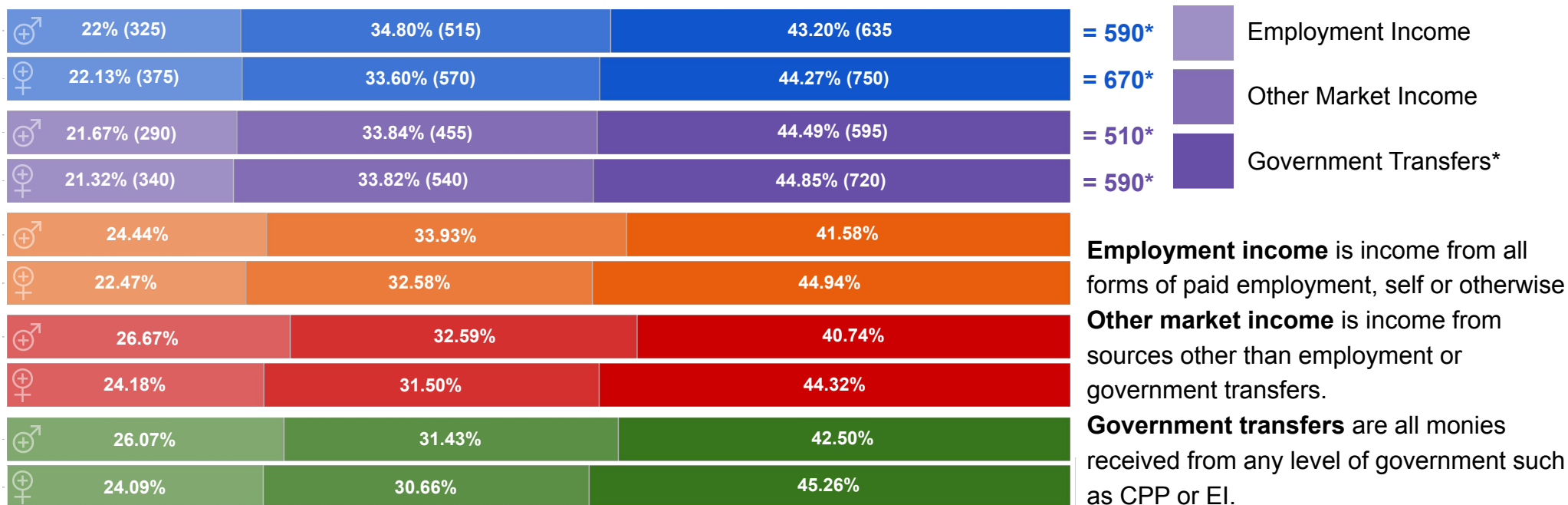


# Income Source

## Source of Income (Age 15+)



## Source of Income by Gender (Age 15+)



\*The numbers do not add up because a person could be counted for one or all of these categories, leading to double and/or triple counting of an individual.

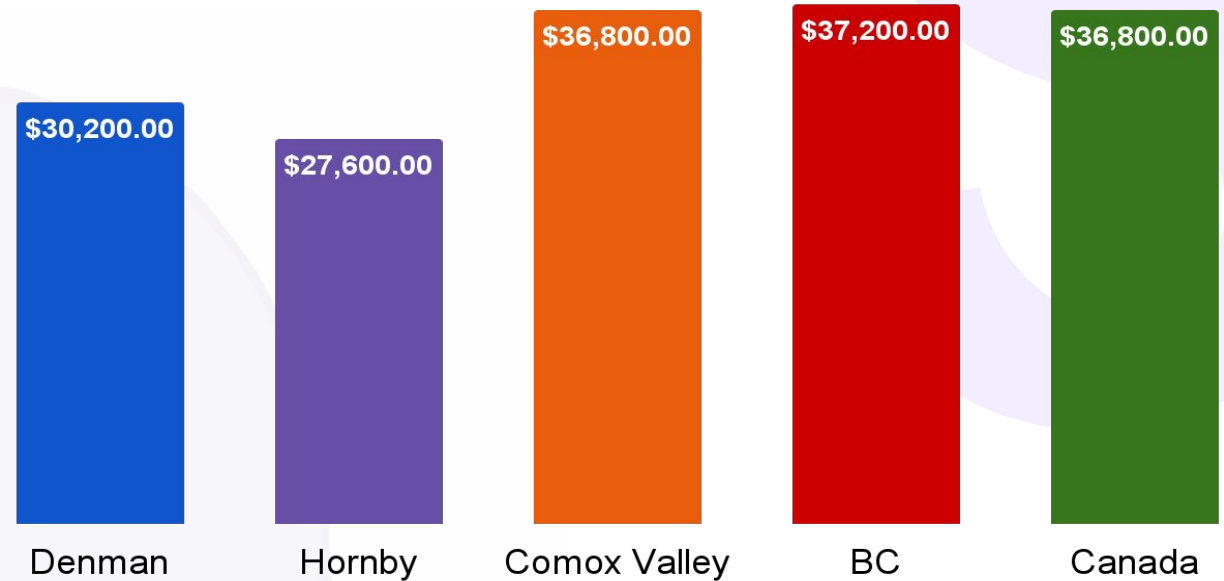
# Individual Income

**Median:** The median value of a set of numbers is the middle value. Half of the numbers are below the median and half are above.

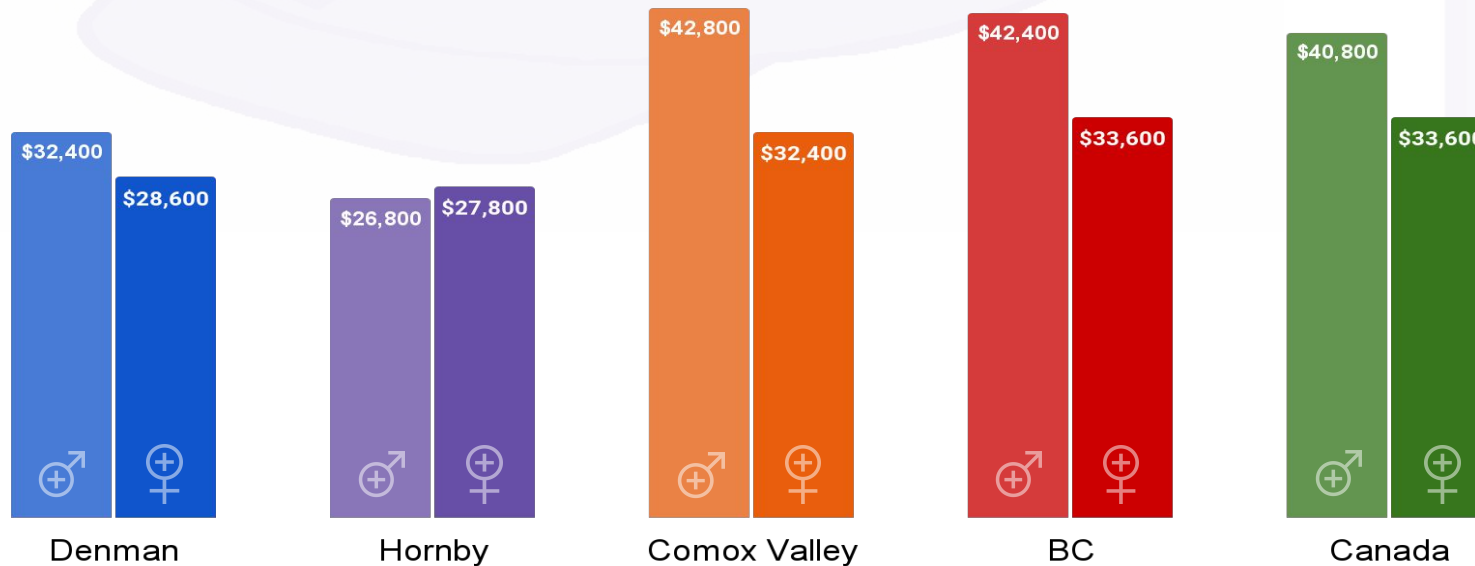
**Average:** The average value of a set of numbers is the result of adding all of the numbers together and dividing by the number of numbers.

The Median was used in this case due to the fact that the average is easily skewed by extremely high or low values. Were we to use the average it would be lower than the reality if there were a few really low values, the same would be true in the other direction if there were some really high values.

## Median After-Tax Income (2020)



## Median After-Tax Income by Gender (2020)





# Individual Low-Income

## Repercussions

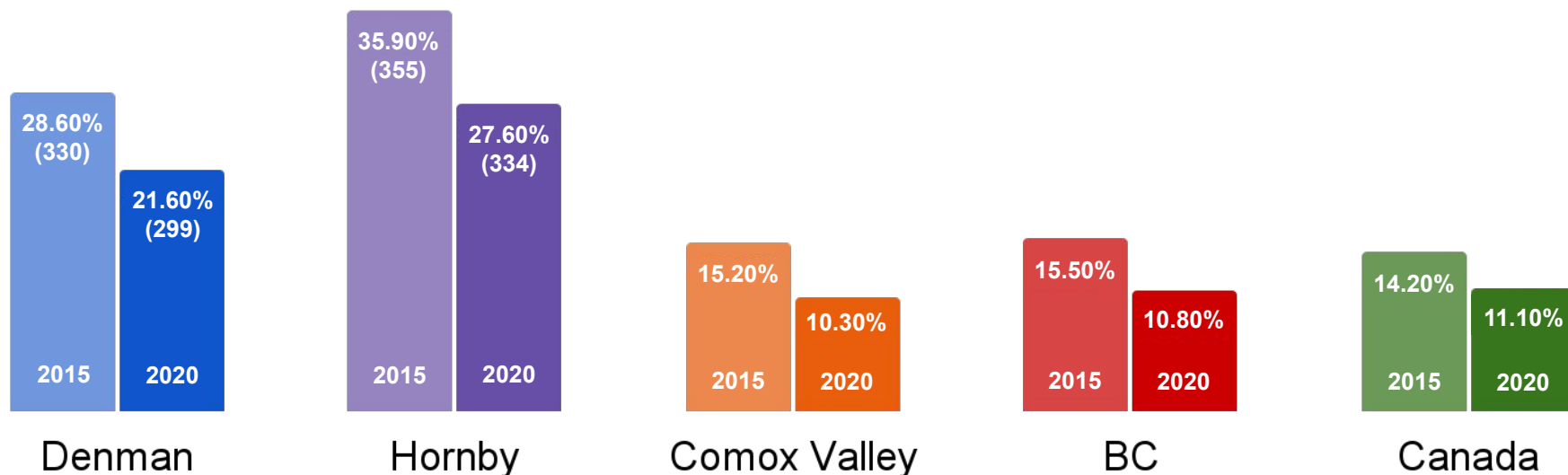
The ramifications of living in a low-income household are varied and long-lasting. Those living in low-income households are more likely to suffer chronic ill health due to substandard living conditions and inadequate nutrition; poor mental health due to stigmatization and constant struggle; low education outcomes due to lack of access to necessary technology and limited reading, discussion, and homework time (caregivers too busy/ tired from work to help with homework or even just read. Literacy is a luxury); lack of childcare; and a lack of job opportunities due to no/unreliable transportation or communication technology.<sup>14</sup>

## Prevalence of Low-Income by Age (2020)

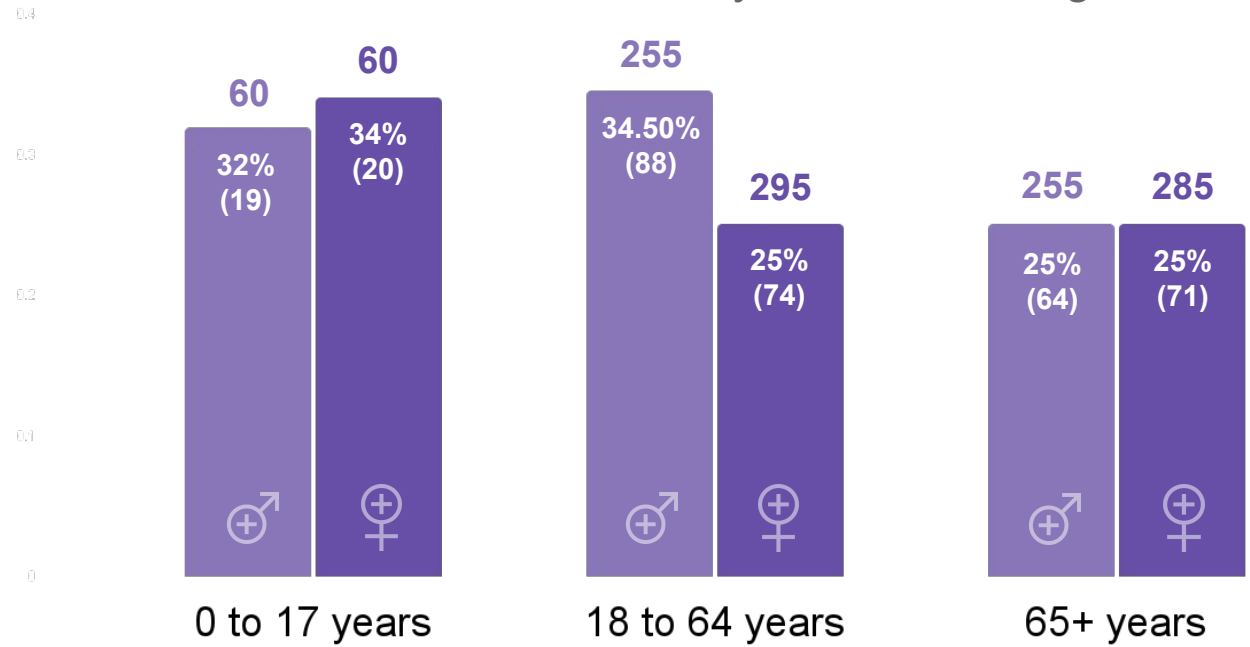
0 - 17	18 - 64	65+	
11.67% (35)	51.67% (155)	36.67% (110)	= 300
11.94% (40)	47.76% (160)	40.30% (135)	= 335
18.13%	50.34%	31.53%	
18.69%	56.34%	24.97%	
21.28%	54.18%	24.55%	

**Low Income** refers to individuals or households that fall below a specified income level for the prior year.<sup>4</sup>

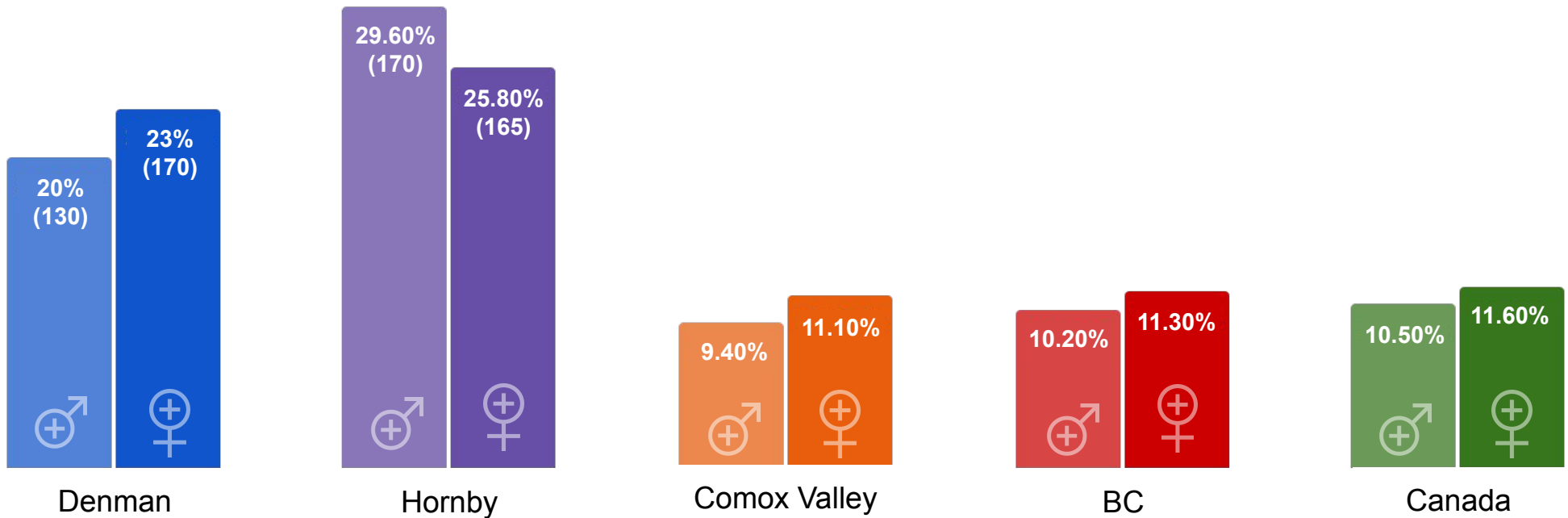
## Prevalence of Low-Income Over Time (2015, 2020)



## Prevalence of Low-Income by Gender and Age



## Prevalence of Low-Income by Gender

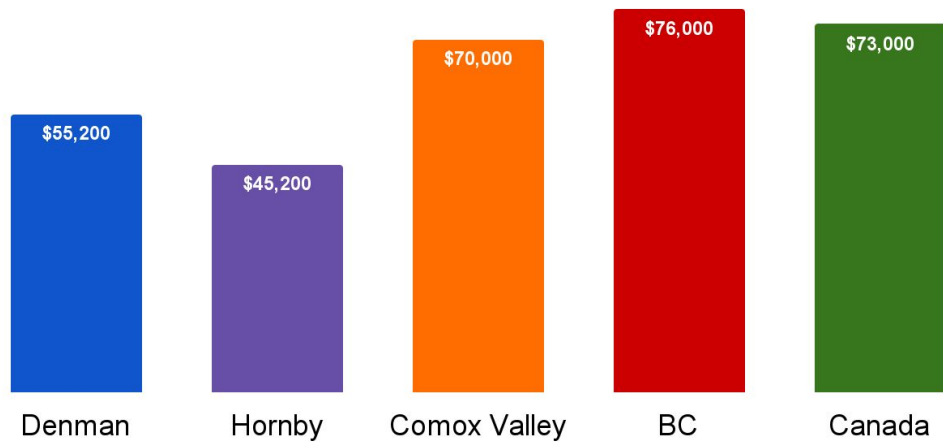


# Household Income

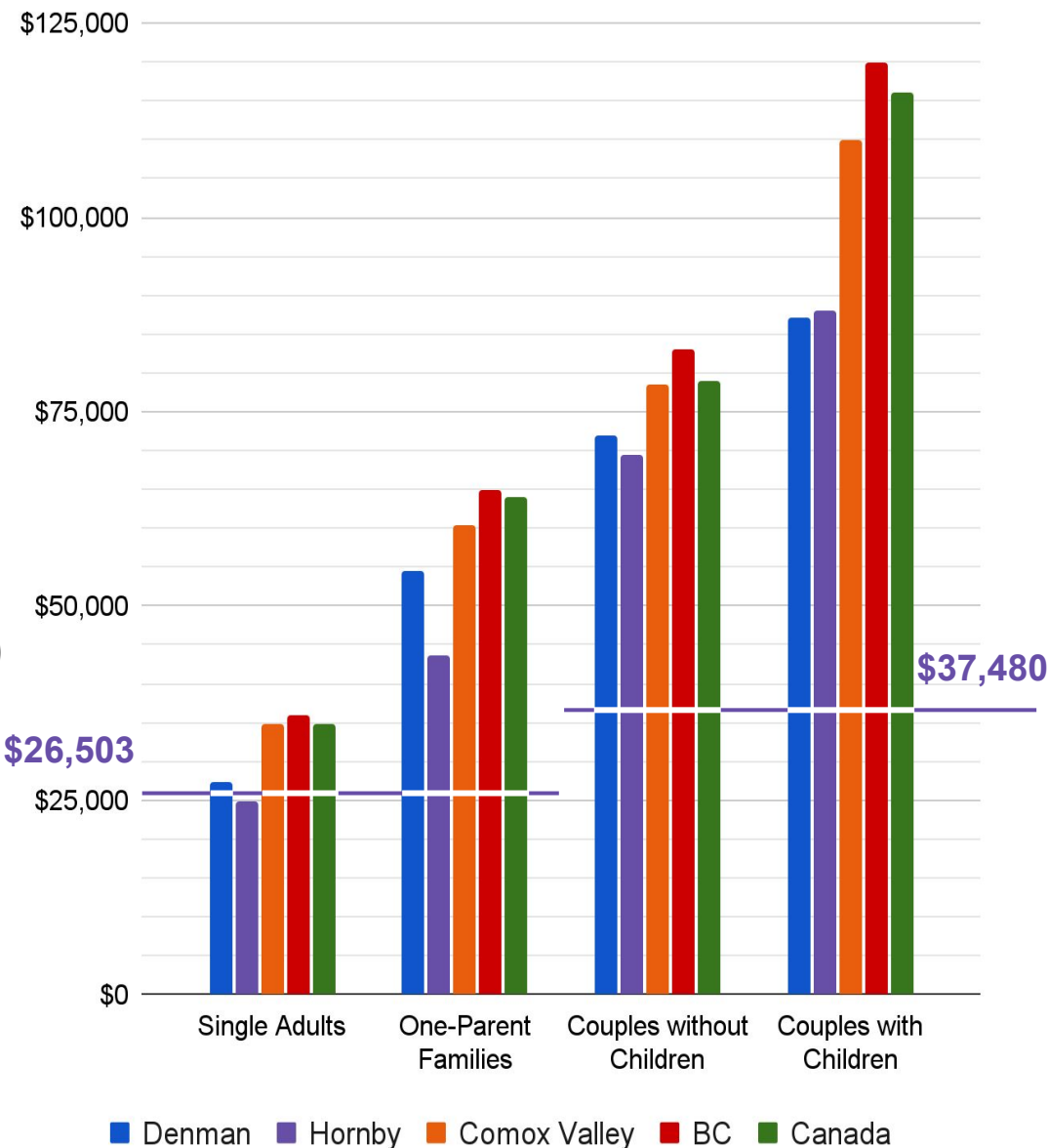
Number of Earners	After-Tax Poverty Line
1 Person	\$26,503
2 People	\$37,480
3 People	\$45,904
4 People	\$53,005

The low-income line is recalculated each year based on reported earnings and depends on the number of people in the household.

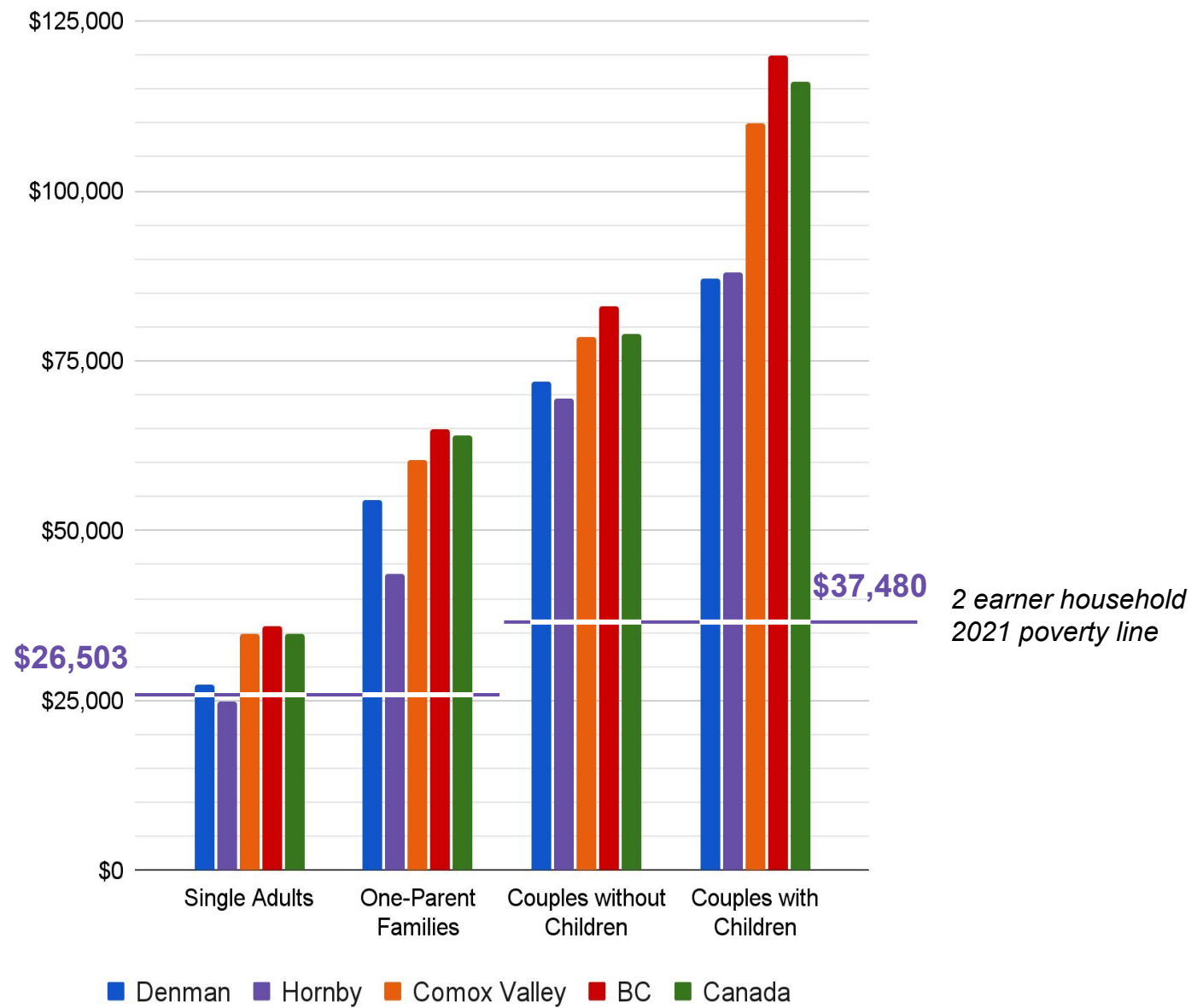
Median After-Tax Income of Household (2020)



Median Economic Family Income by Family Type (2020)



1 earner household  
2021 poverty line



# Education

**Educational health** means you have educational opportunities close to home that are affordable, physically accessible, mentally safe, stimulating, and high quality.

Education "...has been linked to income level, employment stability, employment environment, civic understanding, [and] personal physical and mental health. These in turn influence housing and transportation which influence safety. Once these things are in place then you can think about the environment and society as a whole." <sup>16</sup>

## Barriers

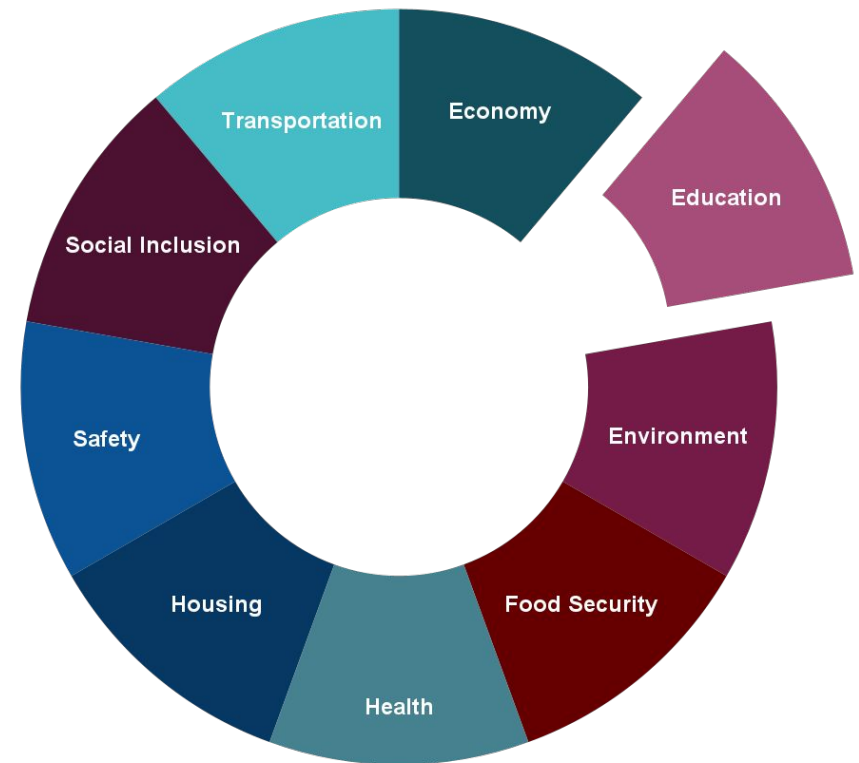
- Expense - ferry and transportation costs get added to tuition and books
- Public transportation only runs in the summer
- Lack of technology
- No traditional education on-island after grade 7
- Lack of opportunity to participate in school community

## Community Vision

“The island is known as a centre for learning where education is a lifelong pursuit with plentiful opportunities for people of all ages to develop their full potential.

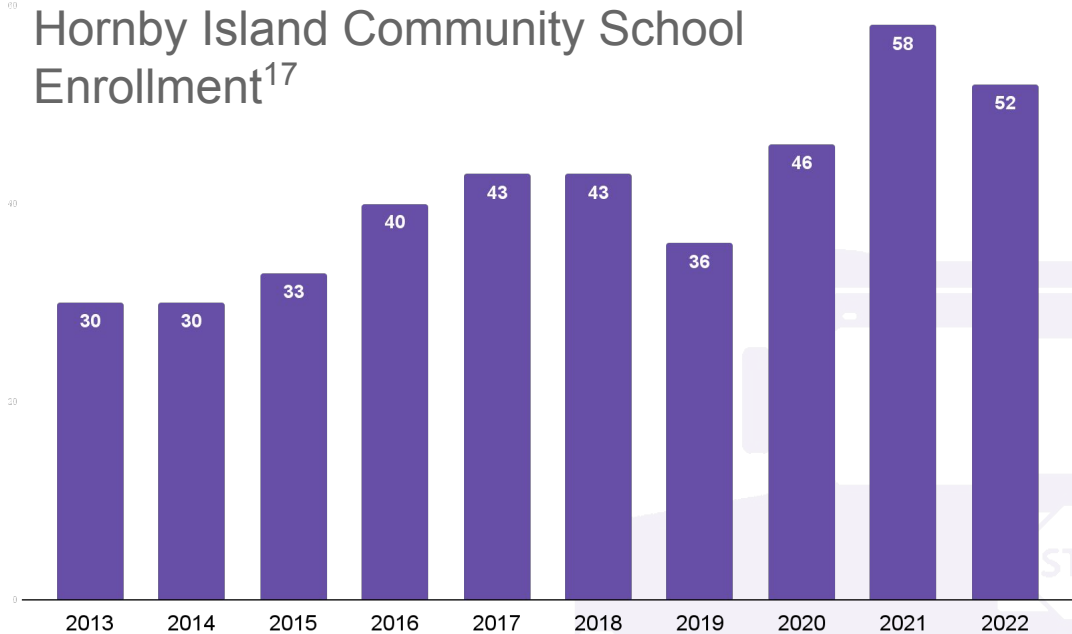
Teens are offered a choice of an excellent high school education on Hornby, Vancouver Island, or anywhere in the world.” <sup>8</sup>

Social Determinants of Health



# Enrollment

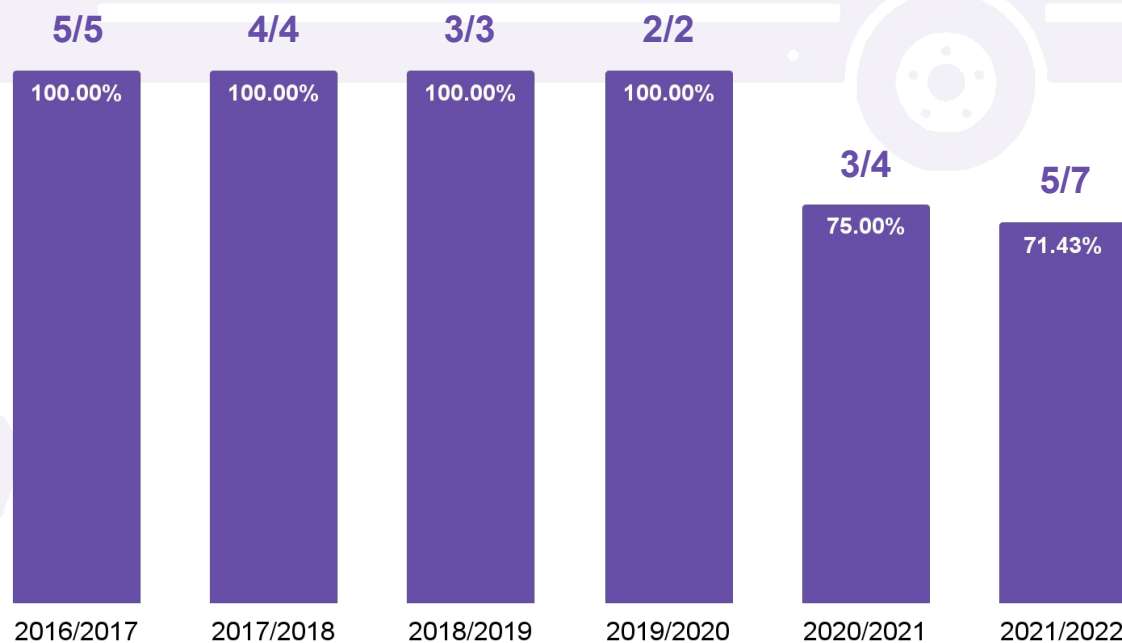
Hornby Island Community School Enrollment<sup>17</sup>



## School Enrolment

There were **80** school-aged children (5 - 19) on Hornby in 2021.<sup>4</sup> Of those, **58** were enrolled at Hornby Island Community School and INSERT were enrolled at GP Vanier in Courtenay. This is a two hour commute each way to school everyday. This commute includes three buses and two ferry rides. The remaining **CALCULATE** were either homeschooled or did not attend school.

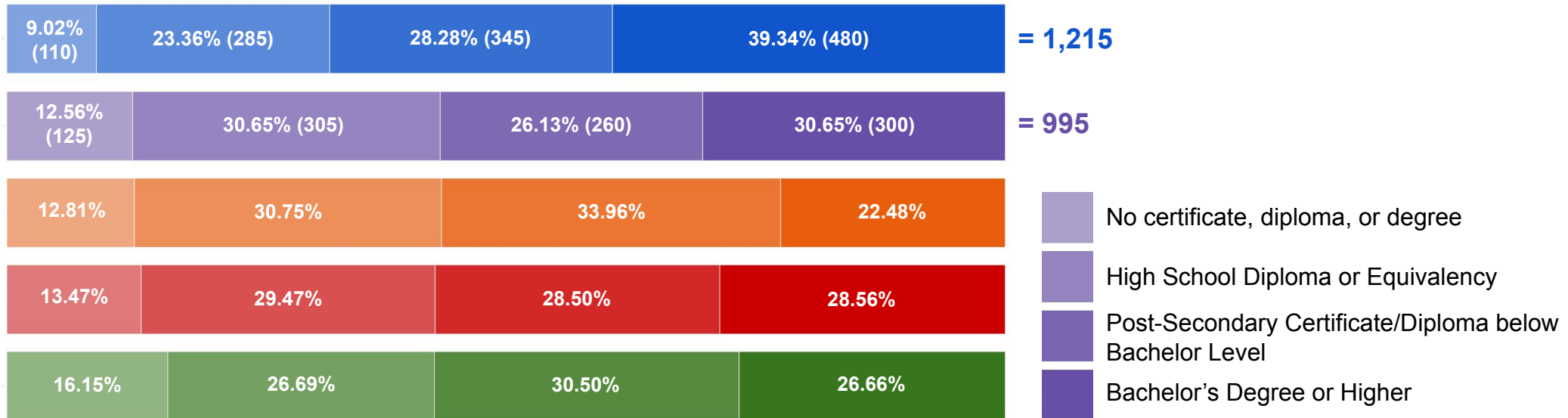
High School Graduation Rate<sup>17</sup>



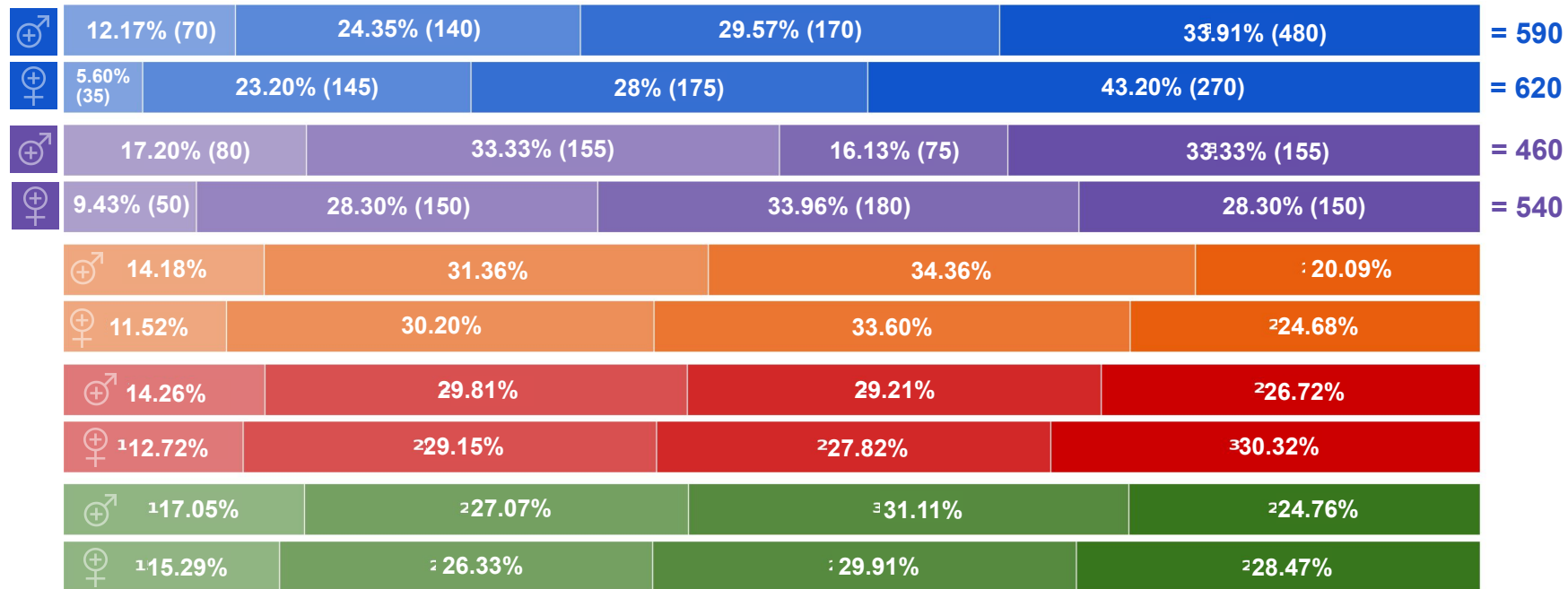
## Licensed Child Care Spaces

There were **45** children aged 0 - 4 on Hornby in 2021. In 2022 there were **23** children enrolled in the licensed preschool on-island. The preschool currently operates with 2 licensed programs with spaces for 8 children infant/toddlers and 15 2.5 - 5 year olds. Currently there is **1** person on the waitlist for the infant and toddler room and **3** for the 2.5 - 5 room.<sup>18</sup>

## Highest Level of Education Attained



## Education by Gender





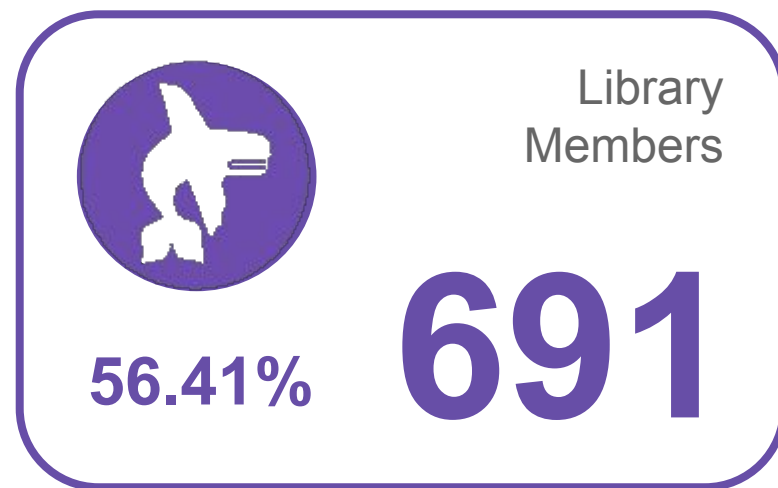
# Library Usage

## Items borrowed per Member

**35.32** books per active library member in 2022<sup>19</sup>

## Program Participation

Programs at the Hornby Island Branch of the Vancouver Island Library have not resumed post-COVID as of the publishing of this report.



# Lifelong Learning

## All Community Members

- Adult Literacy
- Arts Council Programs
- First Aid
- Healthcare Programs
- Herring School by Conservancy
- Hornby Island Education Society Programs
- Music Lessons
- Natural History Programs
- Theatre

## Youth

- Babysitter Course
- Board Game Nights
- Music Lessons
- Natural History Programs
- Theatre

# Environment

**Environmental health** means you live in a place that is safe; both your home and the surrounding area. You have easy access to clean, potable water; your dwelling is in good repair; there are no vermin in your living space; you have clean air; the ground you live on does not contain toxic chemicals or minerals; you have access to a properly maintained toilet facility; and you have access to green space.

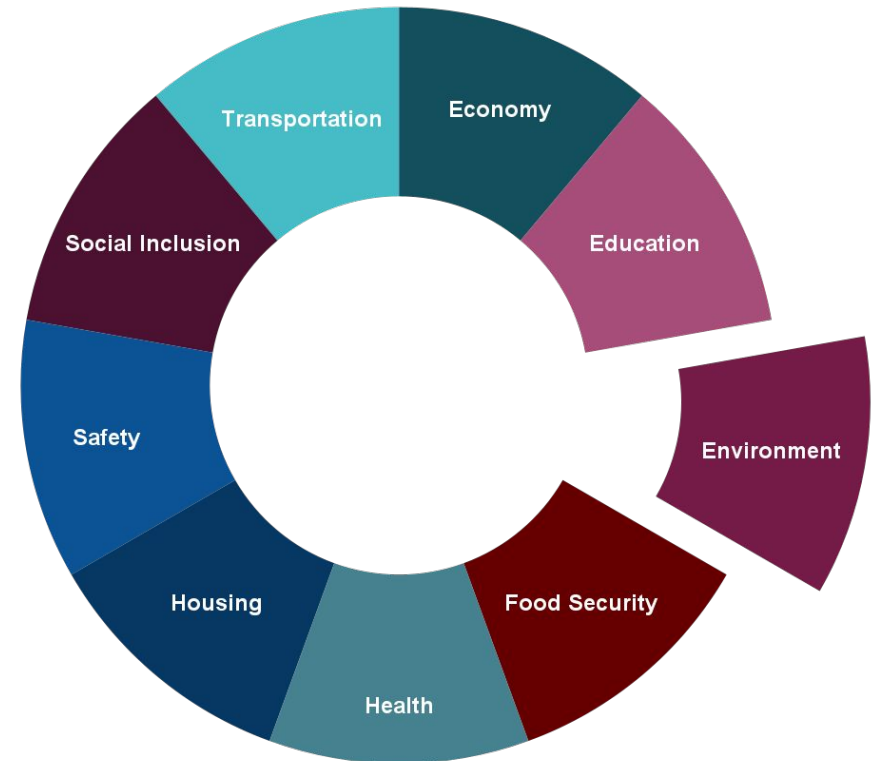
## Barriers

- Many homes do not have safe potable water
- Publicly funded water system only covers a small proportion of homes
- Setback restrictions for water and septic systems on small lots are challenging to navigate
- Stable, safe, legal and affordable housing limited
- Unable to afford
  - a cistern and water collection and treatment system. Can't carry it to your next place when you have to move
  - unable to afford a roof that you can collect rainwater from
  - unable to afford a water collection system
  - unable to afford modern, water-saving fixtures
  - unable to afford septic maintenance and upgrades
  - water testing
- Unable to transport water tests to town

## Community Vision

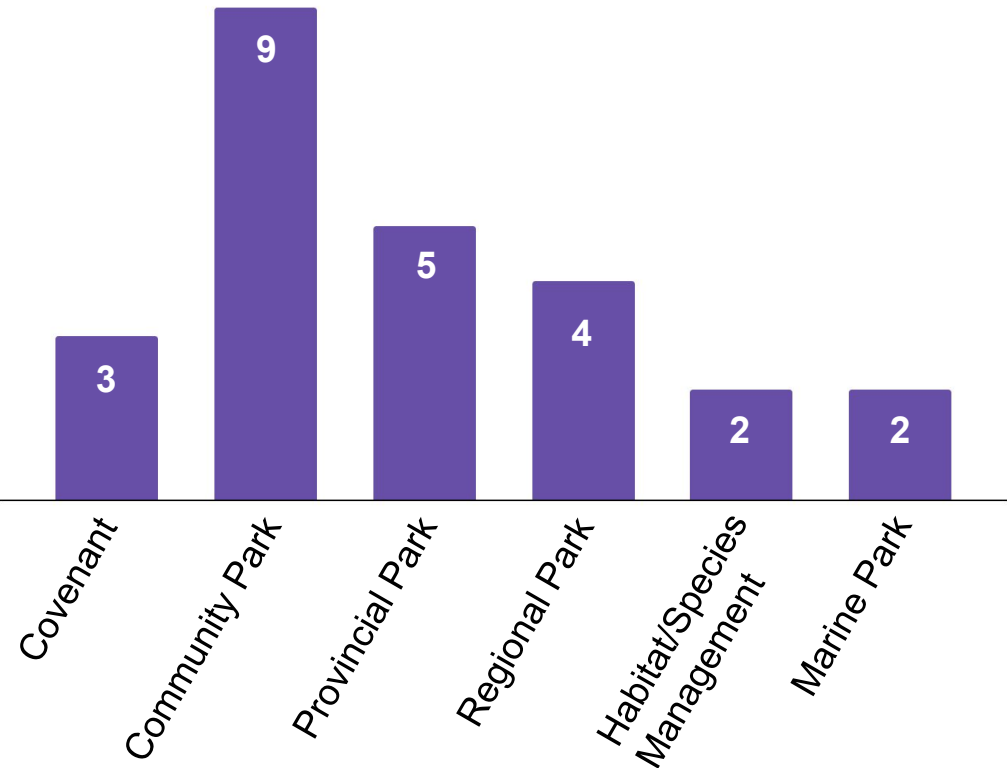
“Everyone understands the natural limits of this fragile ecosystem and strives to reduce their ecological footprint by living lightly on the land. All forms of human activity are designed to have a minimal impact on the environment.”<sup>8</sup>

Social Determinants of Health

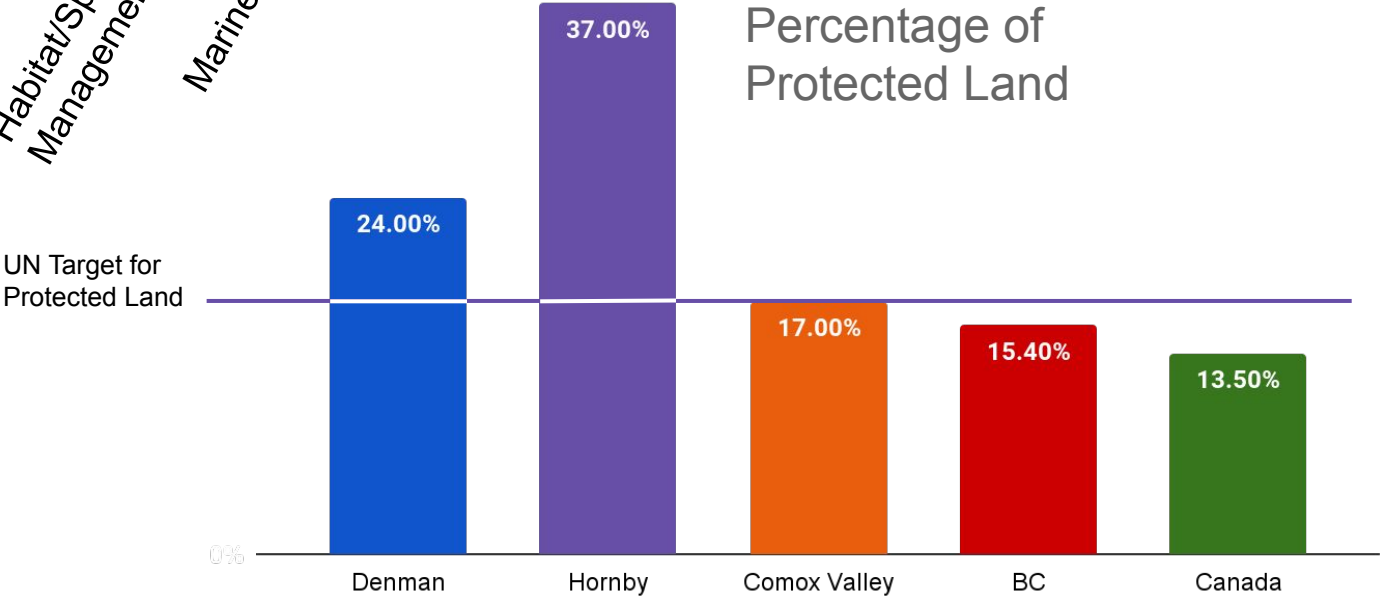


# Conservation

Counts of Protected Land



Size of Protected Land	
Covenant	14.97 ha
Community Park	5.74 ha
Provincial Park	341.66 ha
Regional Park	337.41 ha
Habitat/Species Management Area	1,802.75 ha
Marine Park	2,762.79 ha
Total	5,265.31 ha



# Natural Places

## Parks



- Arthurs Community Park
- Beulah Creek Park
- Clam Shell Community Park
- Grassy Point Community Park
- Helliwell Provincial Park
- Hidden Beach Community Park
- High Salal Community Park
- Mount Geoffrey Bench Park
- Mount Geoffrey Escarpment Provincial Park
- Mount Geoffrey Regional National Park
- Sandpiper Beach Community Park
- Tralee Community Park
- Tribune Bay Provincial Park

## Beaches

- Fossil Beach
- Galleon Beach
- Hidden Beach
- Little Tribune Bay Beach
- Mushroom Beach
- Pebble Beach
- Sandpiper Beach
- Tribune Bay Beach
- Whaling Station Bay Beach

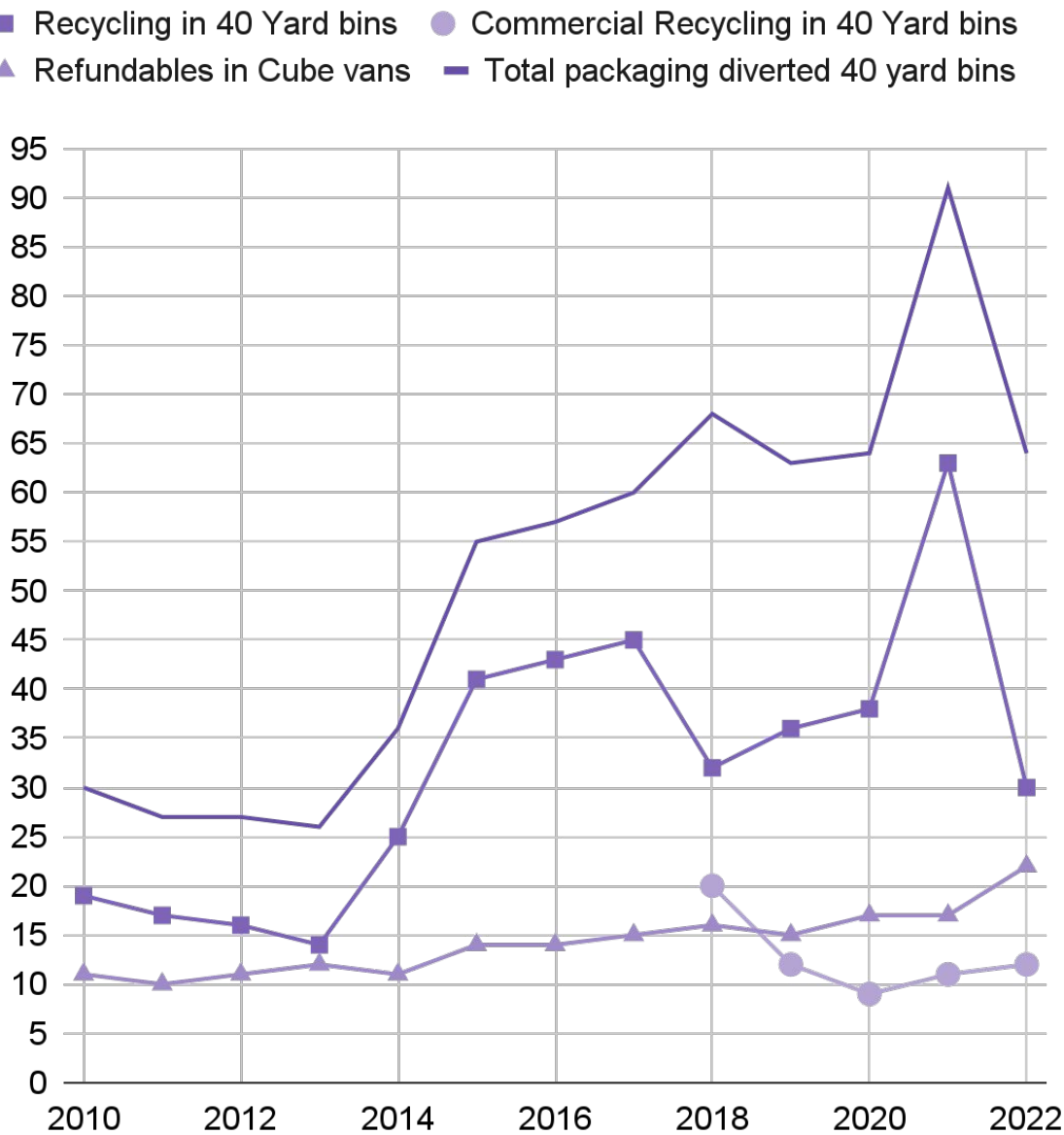
## Species/Habitat Protected Areas

- Achilles Bank
- Savoie Rocks - Maude Reef



# Recycling

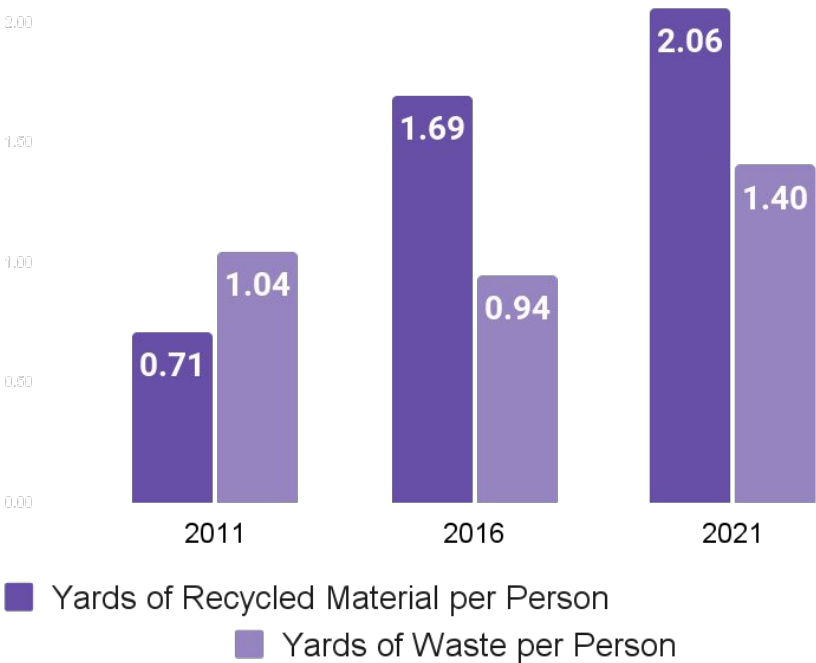
## Non-Construction Recycling



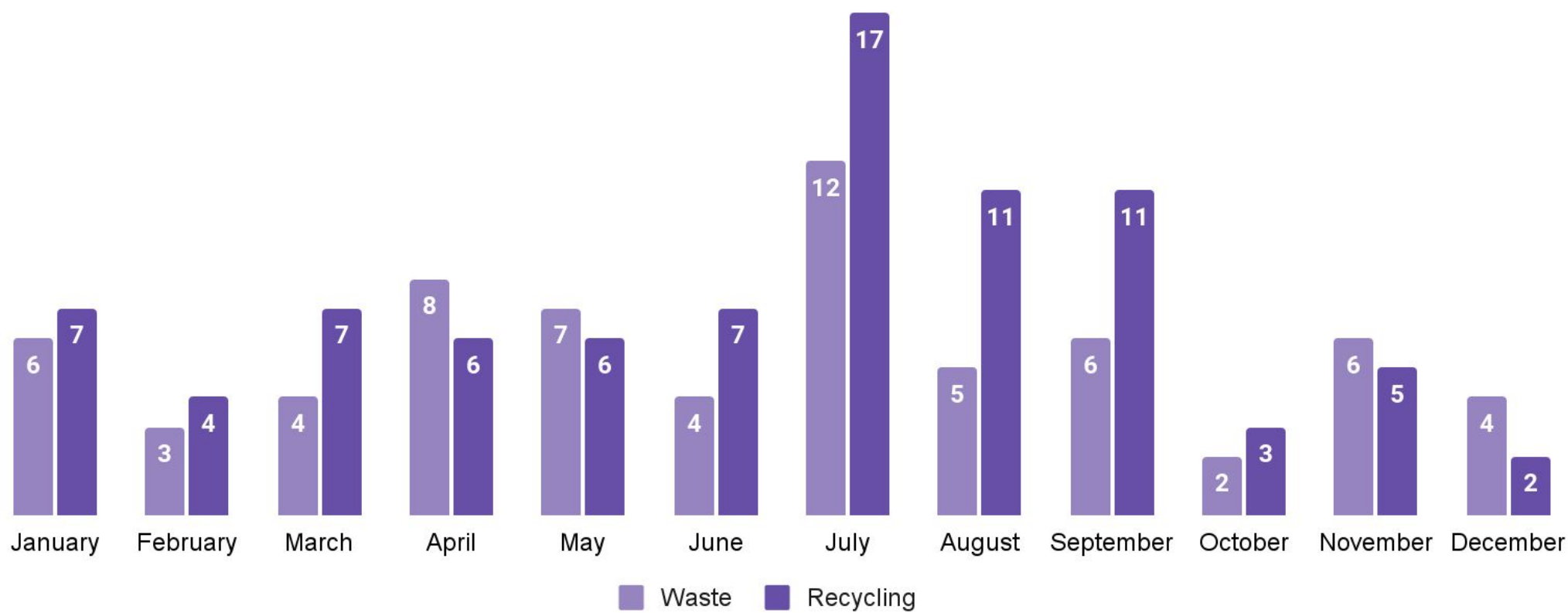
## Marine and Shoreline Waste

In 2021 the Hornby Island Recycling Depot started tracking marine and shoreline waste collected. To date two 40 yard bins have been removed from our marine environments, that's **80** yards of debris that are no longer in our waters or on our shores.

## Recycling and Waste per Person

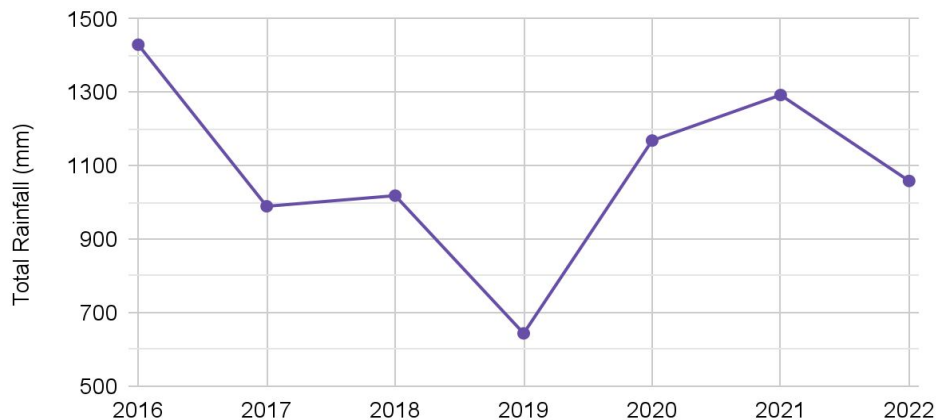


# 2022 Recycling and Waste Bin Pickup Rate by Month



# Water

## Rainfall Measured at Shinglespit<sup>22</sup>



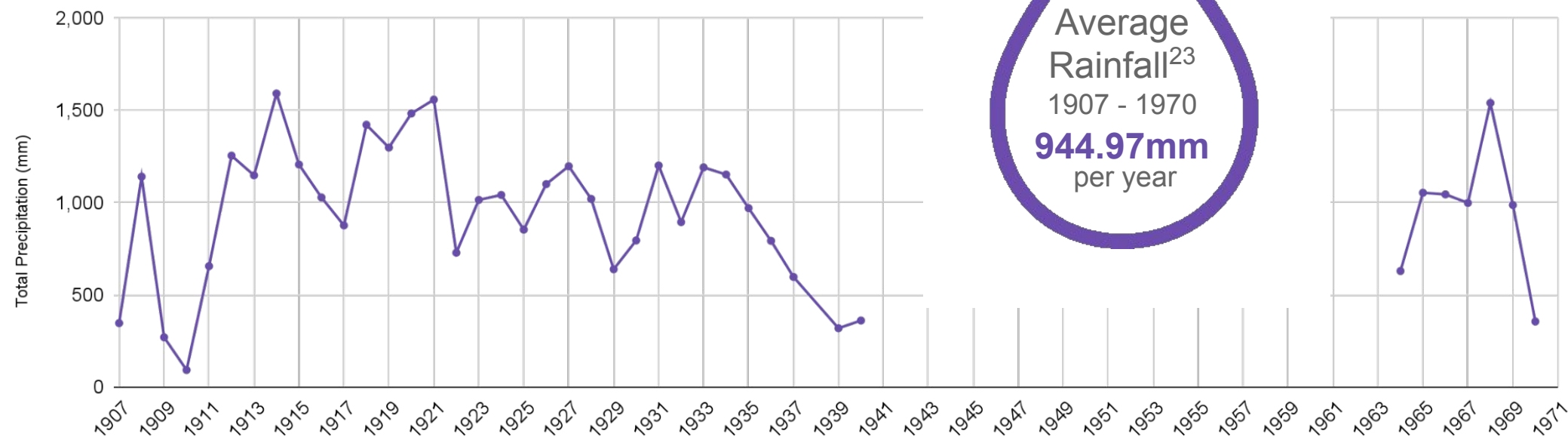
Average Annual  
Rainfall (mm)<sup>22</sup>  
2016 - 2022

**1085.29**

Water delivery is not only required in the summer, but many need to buy water during the rainy season as well. The annual water sales are unknown, but anecdotal reports state that the deliveries are starting earlier and running later.

The majority of houses on Hornby are served by privately drilled wells. Well quality can vary widely, depending on the quality and/or quantity of the water as it changes throughout the seasons.

## Annual Rainfall (1906 - 1996)<sup>23</sup>



\*The weather station on Hornby was closed in 1970. Weather information is now collected at the Comox Valley Air Base.



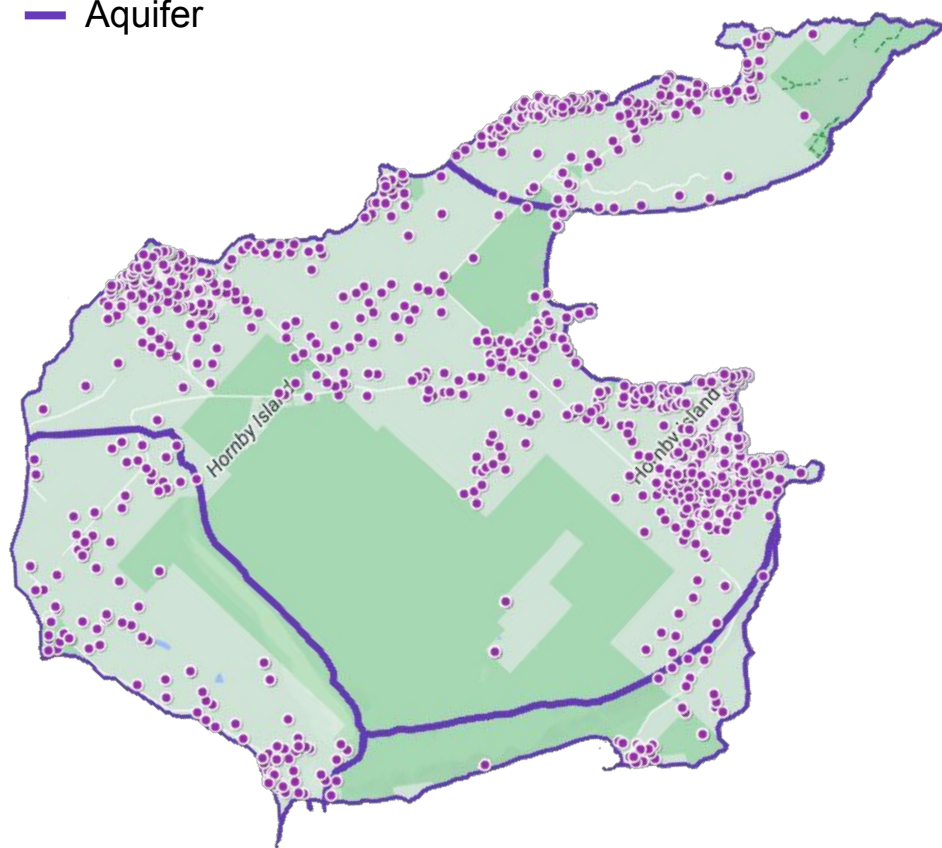
Registered Wells<sup>24</sup>

890

There are **4** aquifers under Hornby Island. All 4 are listed as moderately vulnerable to contamination from surface water.

Within these aquifers, there are **355** smaller areas with varying degrees of vulnerability to saltwater intrusion.

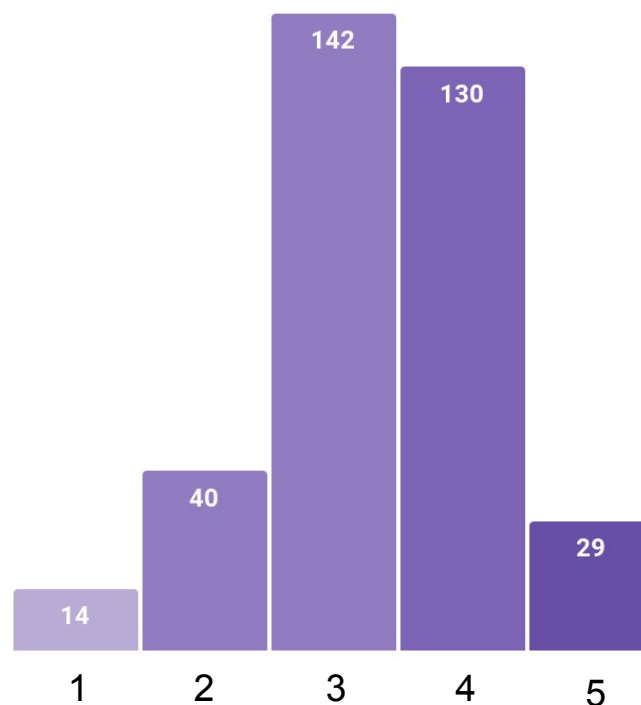
■ Registered Well  
— Aquifer



Ecoli

**Level 1** Low  
**Level 2** Moderately Low  
**Level 3** Moderate  
**Level 4** Moderately High  
**Level 5** High

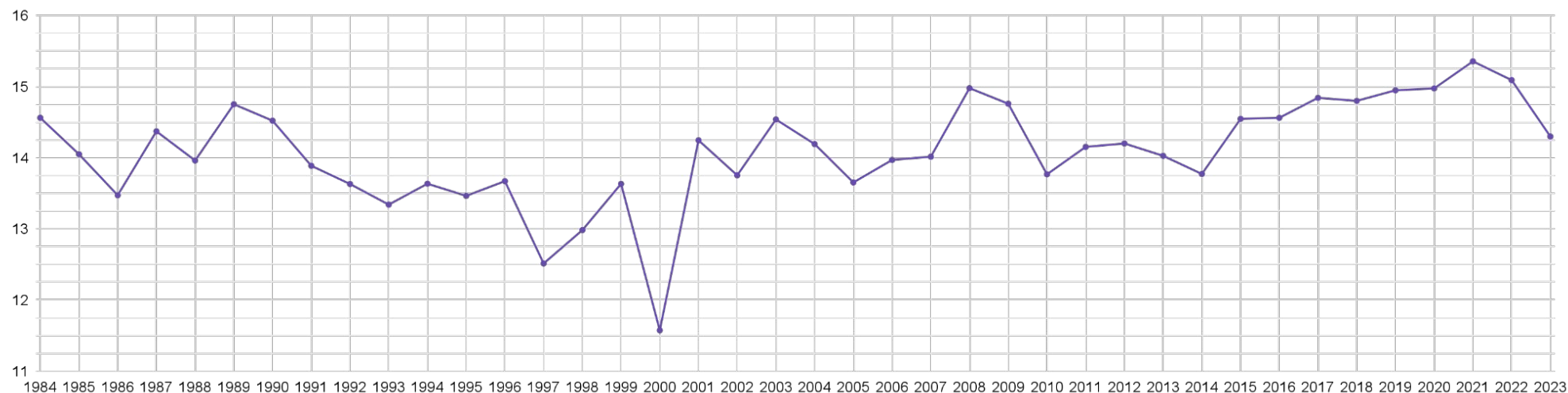
Areas Vulnerable to Saltwater Intrusion<sup>25</sup>



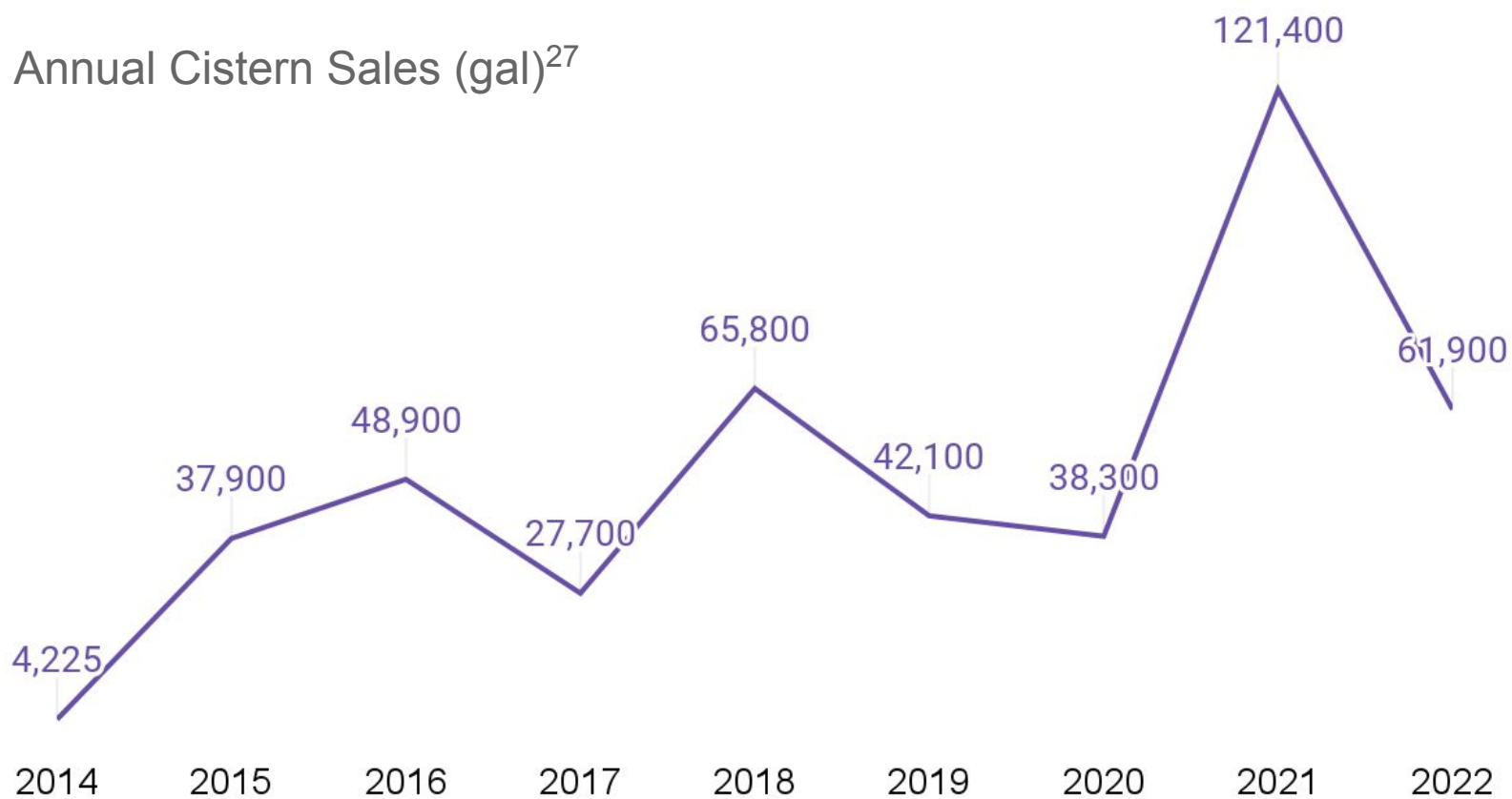
<sup>24</sup> BC Government: Groundwater Wells and Aquifers

<sup>25</sup> BC Government: Aquifer Search

## Government Monitor Well Levels<sup>26</sup> (m)



## Annual Cistern Sales (gal)<sup>27</sup>



Total Storage Available (gal)  
**477,025**

*\*This number is from cistern sales from one provider and does not include private purchases or other providers.*

# Food Security

**Food security** is having access to enough affordable nutritional food to eat. In rural areas, such as Hornby, transportation is a barrier to affordable food as distances between destinations in rural areas are often much farther than those in the city, and are not reasonably walkable. It is a common misconception that those living in the country are able to grow their own food, but this is not always the case. Not everyone has access to land for growing and if they do, the cost of deer fencing can be prohibitive. Growing your own food also requires knowledge and free time. Both of these factors are not available to all.

## Barriers

- Costs are high for:
  - Food on island
  - Locally grown and produced food
  - Healthy and organic food
- Lack of access to land for growing
- Lack of knowledge to grow food
- Stigma around food assistance programs
- No breakfast programs in preschool or elementary school

## Community Vision

- “ There is an “organic horticulture, local food self-sufficiency, permaculture, aquaculture, and creating value-added agricultural products. There is a strong market for local agricultural products. There are facilities for food production available for community use.”<sup>8</sup> ”

Social Determinants of Health



Census Canada breaks out working farms at the regional district level and higher. For Area A (Hornby Island, Denman Island, Fanny Bay, Union Bay, and Royston) the census shows 71 working farms.


However, the Census Canada Profile for Hornby Island shows a total of **45** people working in “Agriculture, forestry, fishing and hunting”. This indicates that, at the very most, there can be 45 farms on Hornby, but there are likely fewer due to multiple people working on one farm and the inclusion of forestry, fishing and hunting.<sup>4</sup>

It is unknown how many people augment their food supply throughout the year. We do know that many people have personal kitchen gardens, keep chickens, forage, fish, and hunt.

---

## Farmer's Market

During the shoulder seasons, May - July 1st and Labour Day weekend - Thanksgiving there are roughly 30 vendors each week. From July to the Labour Day Long Weekend, the market is at capacity with 82 vendors. Most of those are regular vendors with roughly 10 drop-ins at each market day.



Vendors

Of these vendors, there are **22** food providers with hope for more. Hornby's diversity has enabled many talented people to thrive creating a mix of prepared food, locally-made beverage, and fresh produce vendors at the farmer's market.\*

**Make it, Grow it, Create it.**

## Farm Stands\*

- Alina's Flowers
- Bare Naked Gardeners
- Bare Naked Produce
- Community Garden Farm Stand
- Living Land Farm
- Nancy's Flowers
- Stead Veggies and Baked Goods
- Strachan Valley Farm
- Summer Soul Farm

# Meal Programs

## Community Garden

The Hornby Island Community Garden was many years in the making. A small, dedicated group of volunteers worked hard to establish the Hornby Island Farmland Trust Society to hold the long-term lease on the piece of land for community garden plots.



The community garden was started with a small number of large plots that community members applied for on a first-come first-served basis. They realized that more and smaller plots were needed. This would allow them to accommodate the long waitlist of applicants and provide spaces for those who may have been daunted by the amount of work needed for large plots. Today the garden has grown exponentially with plots of a variety of sizes, a tool and potting shed, a small chicken coop, and many happy gardeners. With rainwater collection and a pond that doesn't go dry until August, the community garden is able to water without depleting the local water table.<sup>28</sup>

## The Kitchen

Through the Hornby Island Educational Society, The Kitchen serves anywhere between **45** and **70** meals three days a week, Monday, Wednesday, and Friday. This number is between **60** and **70** in the colder months as this is a time of year when there is less work available on the island. The Kitchen is undertaking research into further developing its Hot Meal Home Delivery Program.<sup>29</sup>

## Holiday Hampers

Delivered in December, these hampers contain wrapped presents, fresh produce, turkey, ham, or vegan options, treats, and basic groceries. This is a program run through volunteers and donations. Families and individuals are able to sign up for this program.<sup>30</sup>

# Health

From a social determinants of health perspective, **health** means far more than just being healthy. It means you have ready access to emergency and non-emergency health care. You are able to get preventative care as a routine part of your life and you have access to life-saving treatment when needed.

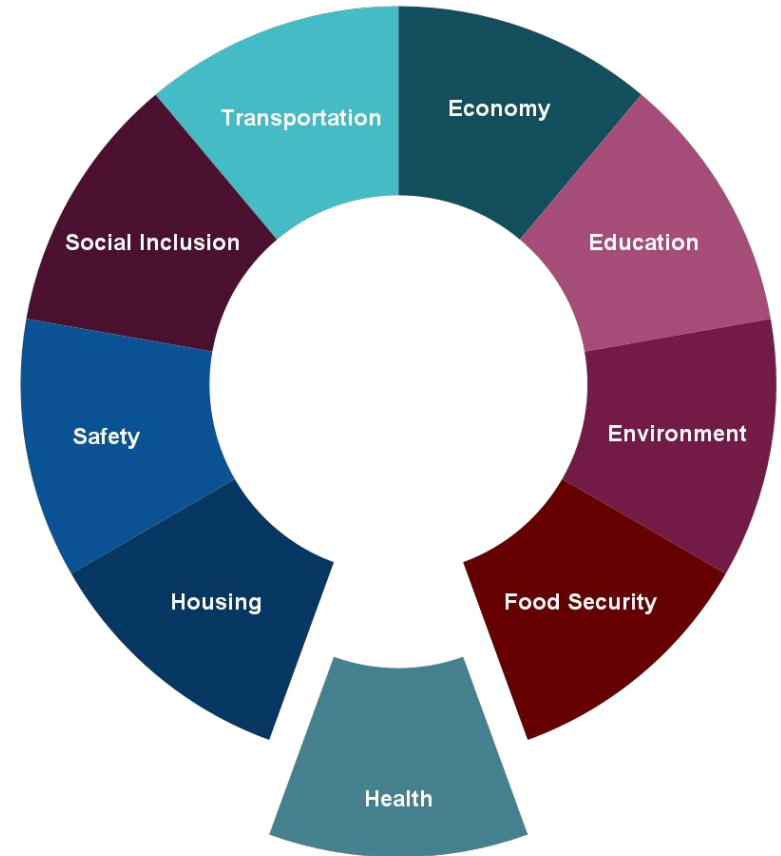
## Barriers

- After-hours emergencies don't have reliable transportation
- No ambulance service
- Challenging to find full-time doctors
- Cannot access medical clinic without ID
- The Clinic is by appointment only, except for emergencies
- The Clinic is not open to those who are not clinic patients
- Discharge from off-island hospital could leave you without clothing, money, transportation, or a place to stay
- One semi-retired dentist
- Transportation, money, and time can be prohibitive to see specialists off-island
- Limited access to different forms of care on-island, massage, chiropractic, physio, etc.
- No assisted living spaces

## Community Vision

“ The community defines health as inclusive of physical, psychological, emotional, sexual and spiritual well-being, and not merely the absence of disease. To assure life-long well-being we have high-quality, community-based health care.<sup>8</sup> ”

Social Determinants of Health





## Physician Attachment

There are currently two doctors working half-time on Hornby plus one rural care nurse. With a population of 1225 as of 2021, this means 1225 patients for one full-time doctor or roughly 612 patients per caregiver if the rural nurse is included in this ratio. According to the Ministry of Health, a rural physician is recommended to have 800 patients.<sup>31</sup>



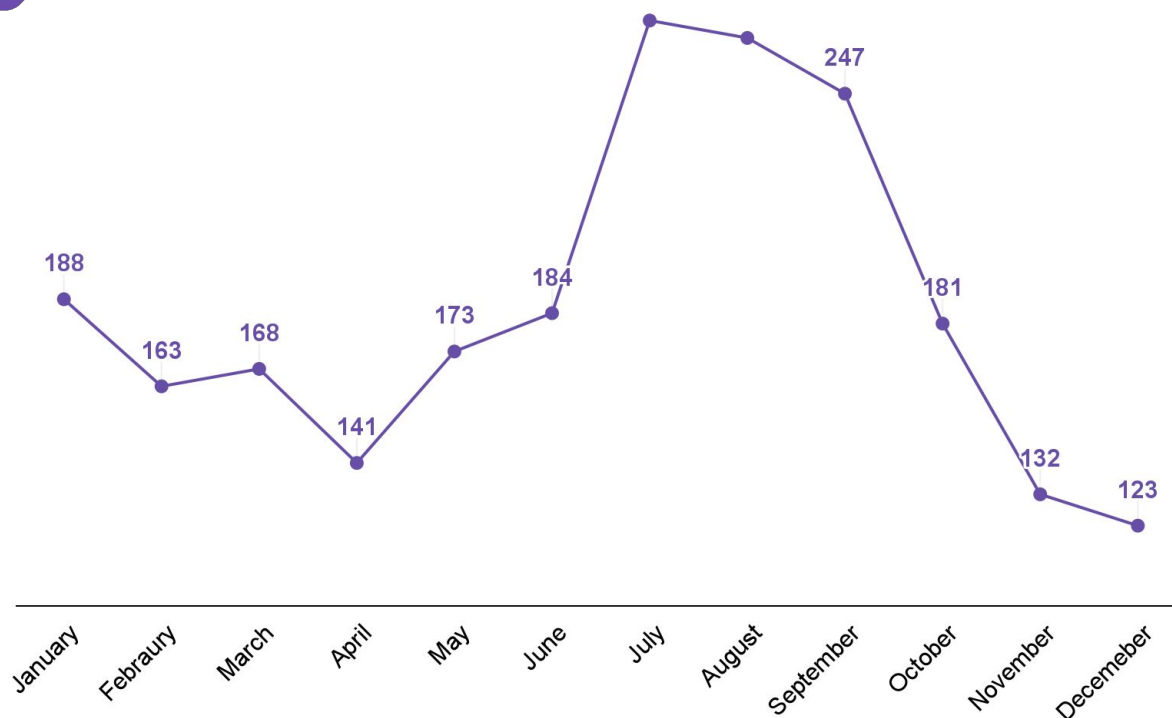
**81.1%** of the people in the Comox Valley Rural Health Profile have a GP. For Hornby this would be **992** people of the 1225 residents.<sup>32</sup>

## Additional Care

Hornby Island has a mix of on-island and visiting alternative care services. The Hornby Denman Healthcare Society has a facility on-island for visiting practitioners including: a foot care nurse, a massage therapist, and a physiotherapist.



## Patients Seen by Rural Nurse per Month in 2022<sup>33</sup>



- Acupressure
- Acupuncture
- Better at Home Program
- Bio-Energy Healing
- Chiropractics
- Home Assist Program
- Massage Therapy
- Nutrition
- Physiotherapy
- Seniors Day Program
- Somatic Experiencing



# Hornby Denman Health

The Hornby Denman Healthcare Society, now Hornby Denman Health, was formed in 1979. Since then it has been delivering services to all residents of Denman and Hornby Islands, especially for seniors.

From their start with a small number of staff it has grown to an organization that employs over 50 people between the two islands.

Once a month the Executive Director of Hornby Denman Health meets with representatives from all organisations that play a role in healthcare on.

## Health Network Organisations

- BC Ambulance
- BC Emergency Health Services
- Comox Valley Transition Society
- Community Paramedics
- Denman Island Affordable Housing Society
- Denman Island Community Education Society
- Denman Island Doctors
- Denman Island Fire Rescue
- Hornby Denman Health
- Hornby Island Doctors
- Hornby Island Fire Rescue
- Hornby Island Housing Society
- Island Health
- RCMP
- RCMP: Domestic Violence Division
- The Kitchen

## The Annex

On Hornby, Hornby Denman Health has a small supplemental building that is open for visiting practitioners. The goal is to have a different service there every day of the week.

Currently, a physiotherapist and a chiropractor are available once a week and a foot care nurse comes once a month. Starting soon, an acupuncturist will be working in the Annex once a week.

## Services

- Adult Mental Health and Substance Use Services
- Child & Youth Mental Health Counselling
- Family Support and Parent/Caregiver Groups
- Medical Equipment Loans
- Youth Outreach Services

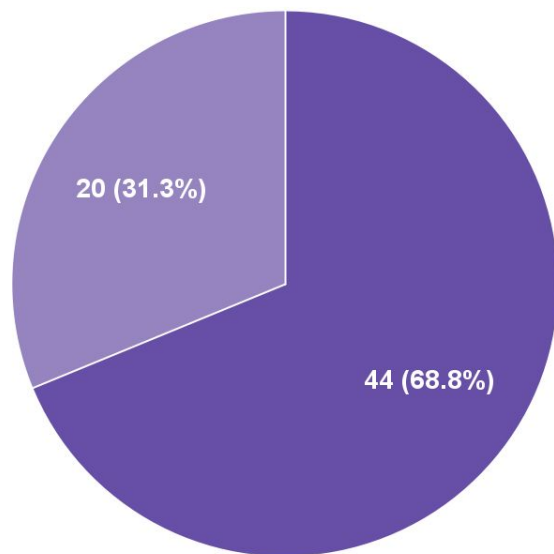
## Seniors Services

- Companionship Care/Caregiver Support
- Digital Access & Learning
- Extreme Weather Registry
- Friendly Visits
- Garbage and Recycling Help
- Grocery Shopping/Meals
- Help around the Home
- Home Assist
- Information and Care Coordination
- Library and Parcel Pick ups
- Light Yard Work & Firewood
- Medication Pick ups
- Seniors Guide
- Transportation Services
- Weekly Lunch and Activity Programs

# Acute Care

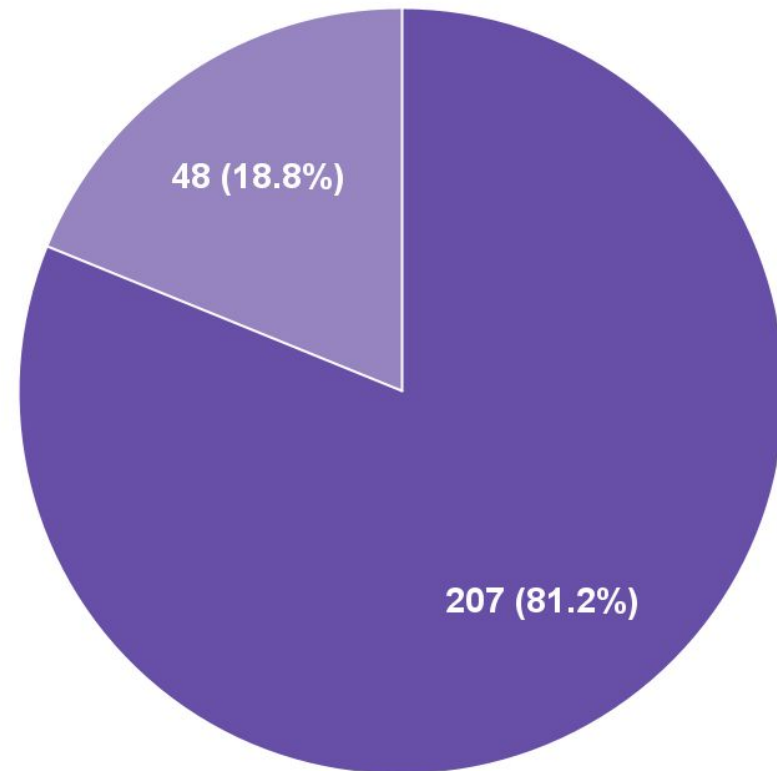
Acute care services are provided off-island at the North Island Hospital in Courtenay. This is roughly a 2-hour journey away, including 2 ferries, and, if transported by emergency transport, 3 separate vehicles with 2 transfers. Outside of the ferry schedule, this trip could include transportation via helicopter or water taxi. The ferries are not required to run for emergency transportation outside of their regular schedule.

## Method of Transportation to Hospital



- Private Car
- Emergency Transportation (BCAS or HIFR)

## Method of Transportation to Clinic for Urgent Patients



- Emergency Transportation (BCAS or HIFR)
- Non-Emergency Transportation

Patients from the Hornby Island Medical Clinic are advised to travel to Courtenay to be near the hospital if the medical practitioner thinks they may need emergency services. It is not always feasible to transport patients off-island after ferry hours.

# Health Status

## Chronic Diseases in Order of Prevalence

Chronic Disease	Profile Prevalence	Hornby Calculated Counts
Mood & Anxiety Disorders (Ages 1+)	33.29%	408
Depression (Ages 1+)	27.75%	340
Hypertension (Ages 20+)	21.67%	238
Asthma (Ages 1+)	12.34%	151
Osteoarthritis (Ages 1+)	9.03%	111
Ischemic Heart Disease (Ages 20+)	7.56%	83
Osteoporosis (Ages 50+)	6.41%	53
Diabetes Mellitus (Ages 1+)	5.91%	72
Chronic Obstructive Pulmonary (Ages 35+)	5.63%	56
Gout (Ages 20+)	2.99%	33
Chronic Kidney (Ages 1+)	2.94%	36
Heart Failure (Ages 1+)	2.25%	28
Acute Myocardial Infarction Hospitalizations (Ages 20+)	2.04%	22
Alzheimer's/Dementia (Ages 40+)	1.75%	17
Rheumatoid Arthritis (Ages 1+)	1.27%	16
Epilepsy (Ages 1+)	0.97%	12
Stroke (Ages 20+)	0.87%	10
Schizophrenia (Ages 10+)	0.73%	9
Parkinsons (Ages 40+)	0.45%	4
MS	0.37%	5

## Cancer

The new cancer diagnosis rate for the Comox Valley Rural health area is **0.71%** of a person per year.

## Suicide

In 2021 there were 128 deaths by suicide in the Island Health region.

# Housing

**Housing health** means having a home to start with. Your home is clean and dry; pest and mould-free; it is an appropriate size for the number of people in your family; has access to adequate clean potable water; light after dark, heat in the winter, and it is affordable.

Canadian Facts pg 29 - Lack of economic resources is the prime reason many Canadians experience housing problems. This is a large factor on Hornby Island, wages are low, median income is low, job opportunities are scarce and inadequate. Clean water and sanitation - fundamental public health risk

## Barriers

- Lack of affordable housing for rent or purchase
- Lack of housing stock
- Many rentals offered are unsuitable and/or unsafe
- Challenging to age in place
- Unfounded rumours/reputation can affect housing opportunities


## Community Vision

“Hornby is a balanced, diverse community where all its residents are able to find adequate housing. Stable and affordable housing makes it possible for residents to put down roots and build a life here, actively participate and contribute to the well-being of the community. All landlords and tenants are responsible to and respectful of each other and the environment.”<sup>8</sup>

Social Determinants of Health



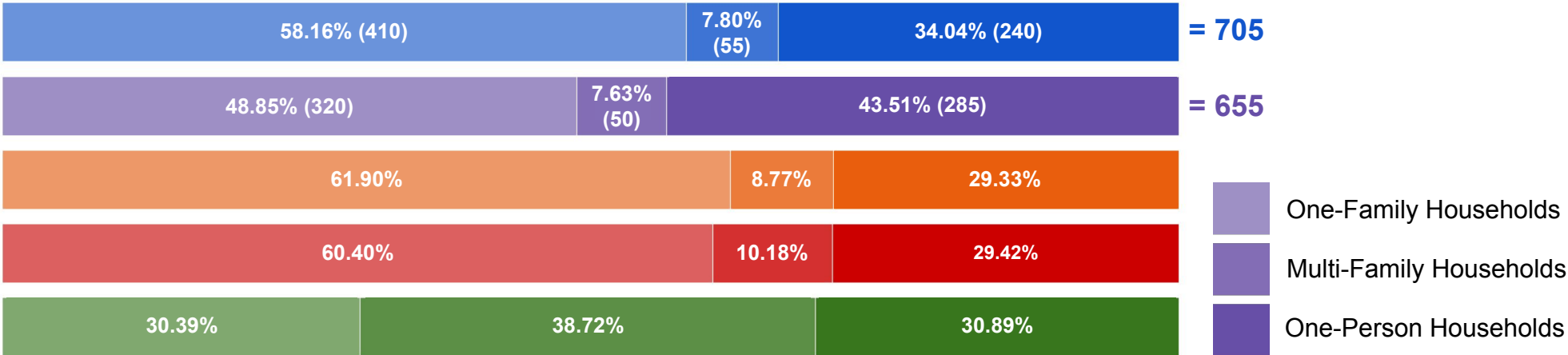
Total Houses



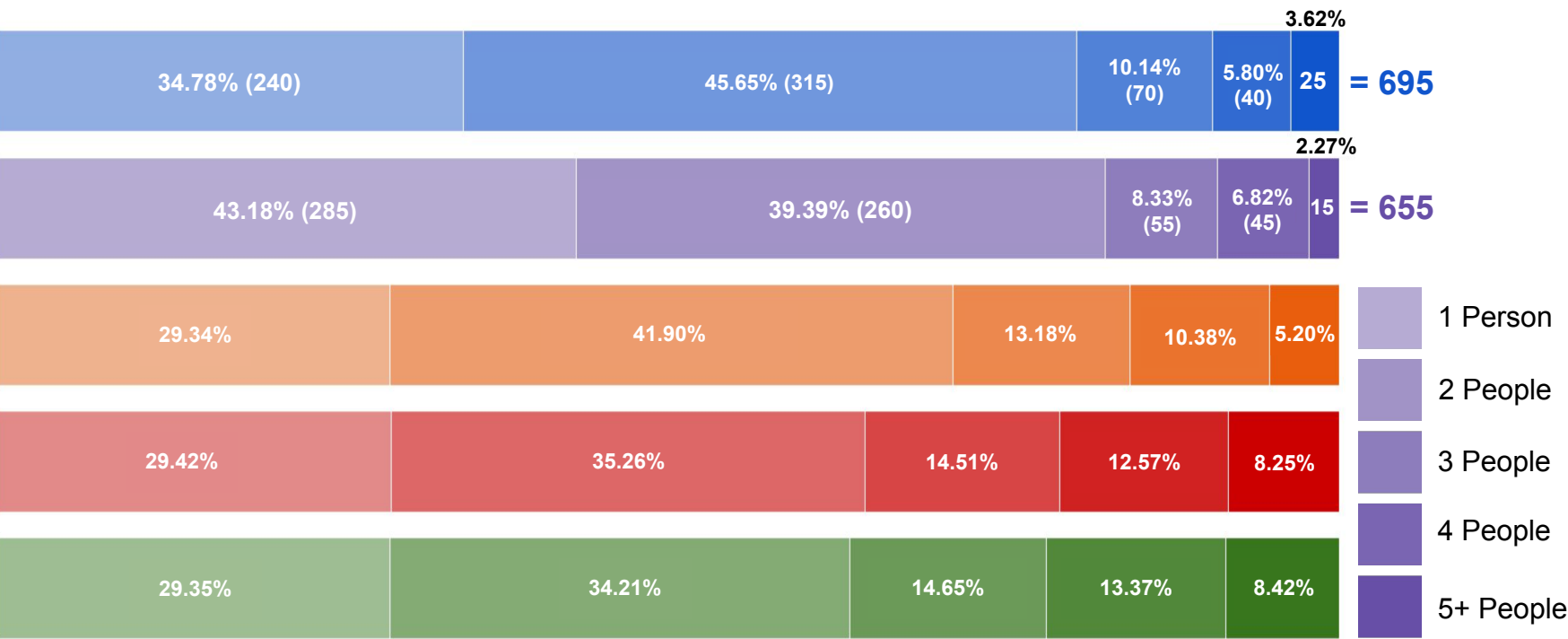
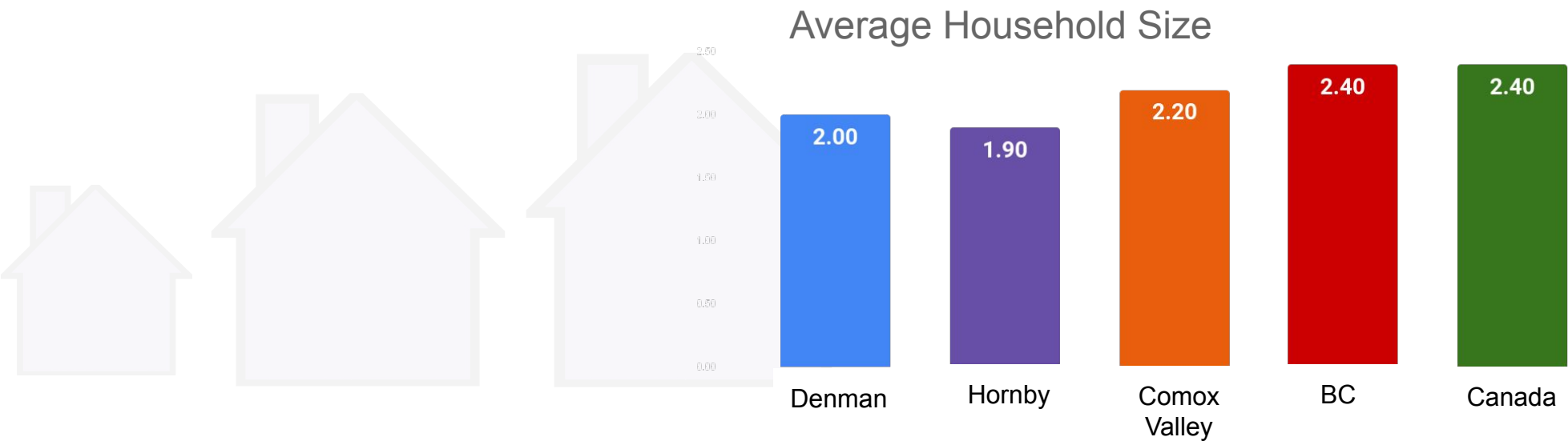
**Private Dwelling** refers to a separate set of living quarters with a private entrance directly to the living quarters.

**Household** refers to a person or group of persons who occupy the same dwelling and do not have a usual place of residence elsewhere.

Household by Family Type



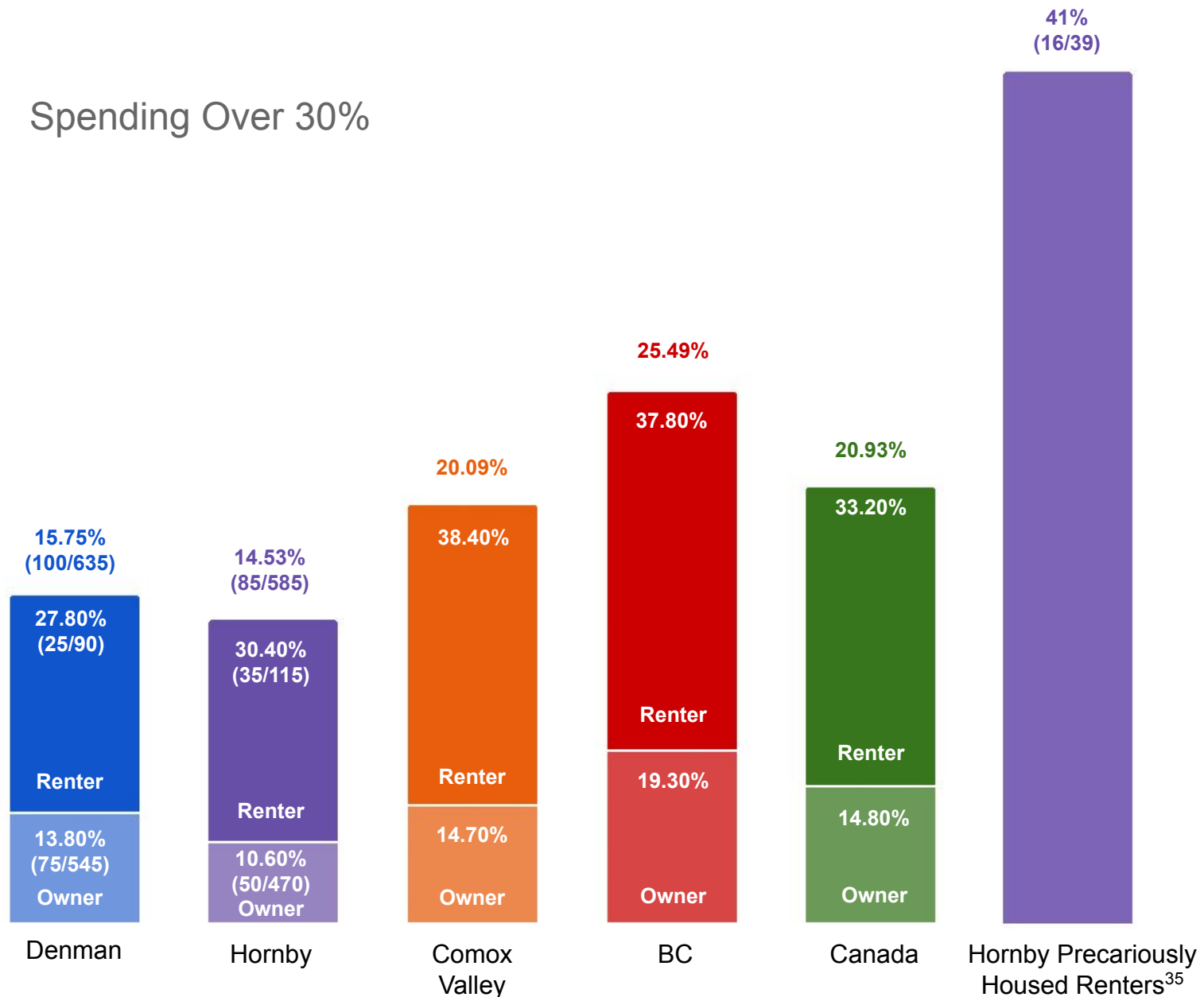
# Household Size



# Core Housing Need

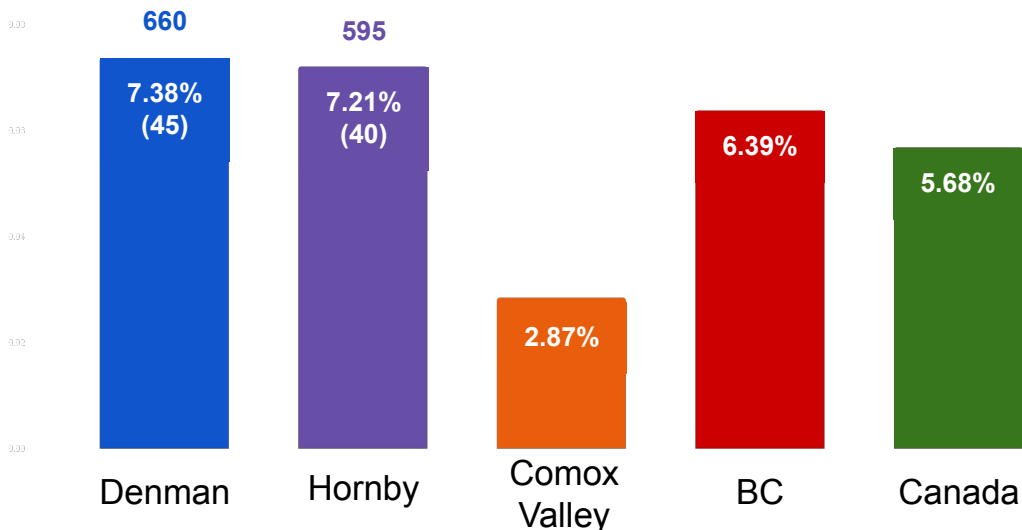
Spending Over 30%

**Core Housing Need:** Statistics Canada uses a combination of three factors to determine whether or not someone falls within their definition of core housing need: spending 30% or more of their income on shelter, dwellings in need of major repairs, and/or dwellings considered unsuitable.

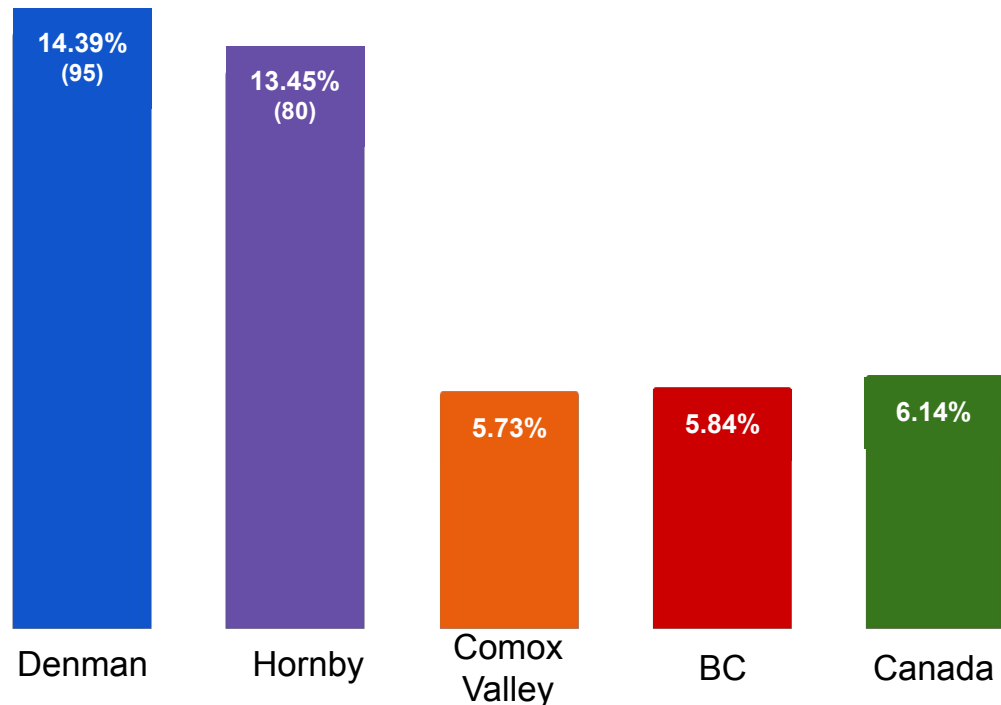




## Unsuitable



## Major Repairs Needed



## Affordable Housing

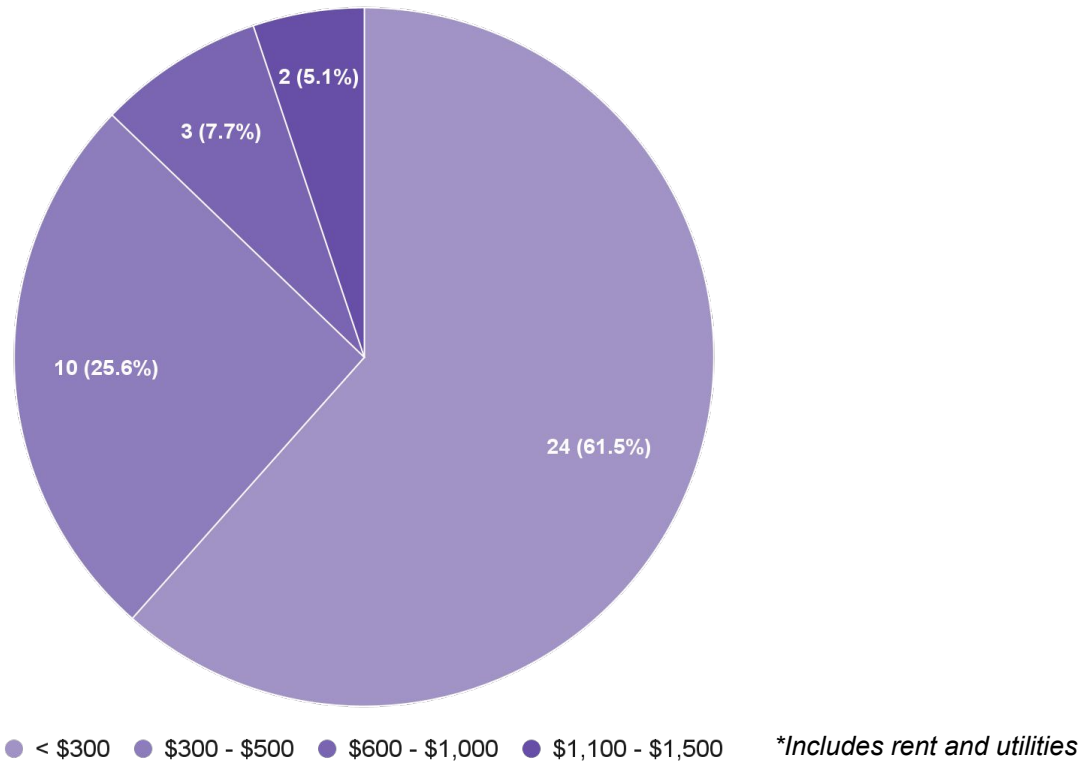
There is no government-subsidised housing available on Hornby. Some residents likely receive rent assistance based on age and/or income level, but this is unknown. Housing is challenging to find in general, aside from affordability. The Hornby Island Housing Society is exploring options to expand its 11-unit Elder Village to begin to address the 20+ person wait list. Additionally, on a second site, the Housing Society has a project application in process with BC Housing to build 26 units for all ages.

Total Residential Value:

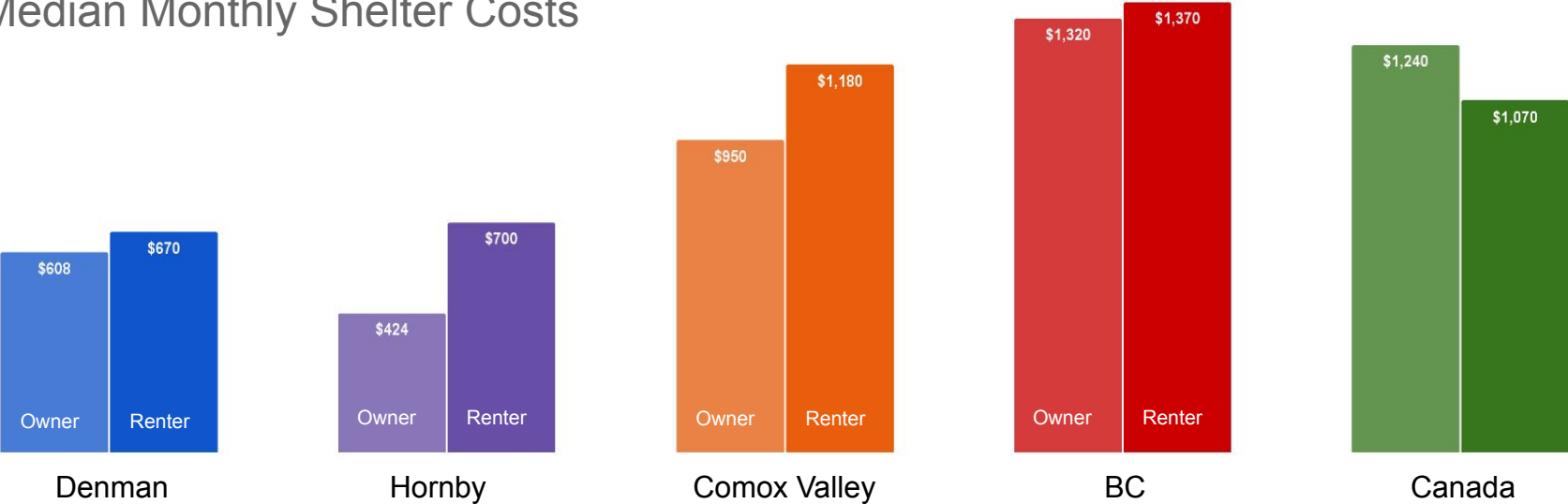
**\$912,003,028.00<sup>10</sup>**

Number of Subsidised Rental Units: **0**

# Precariously Housed Renters by Housing Cost<sup>35</sup>



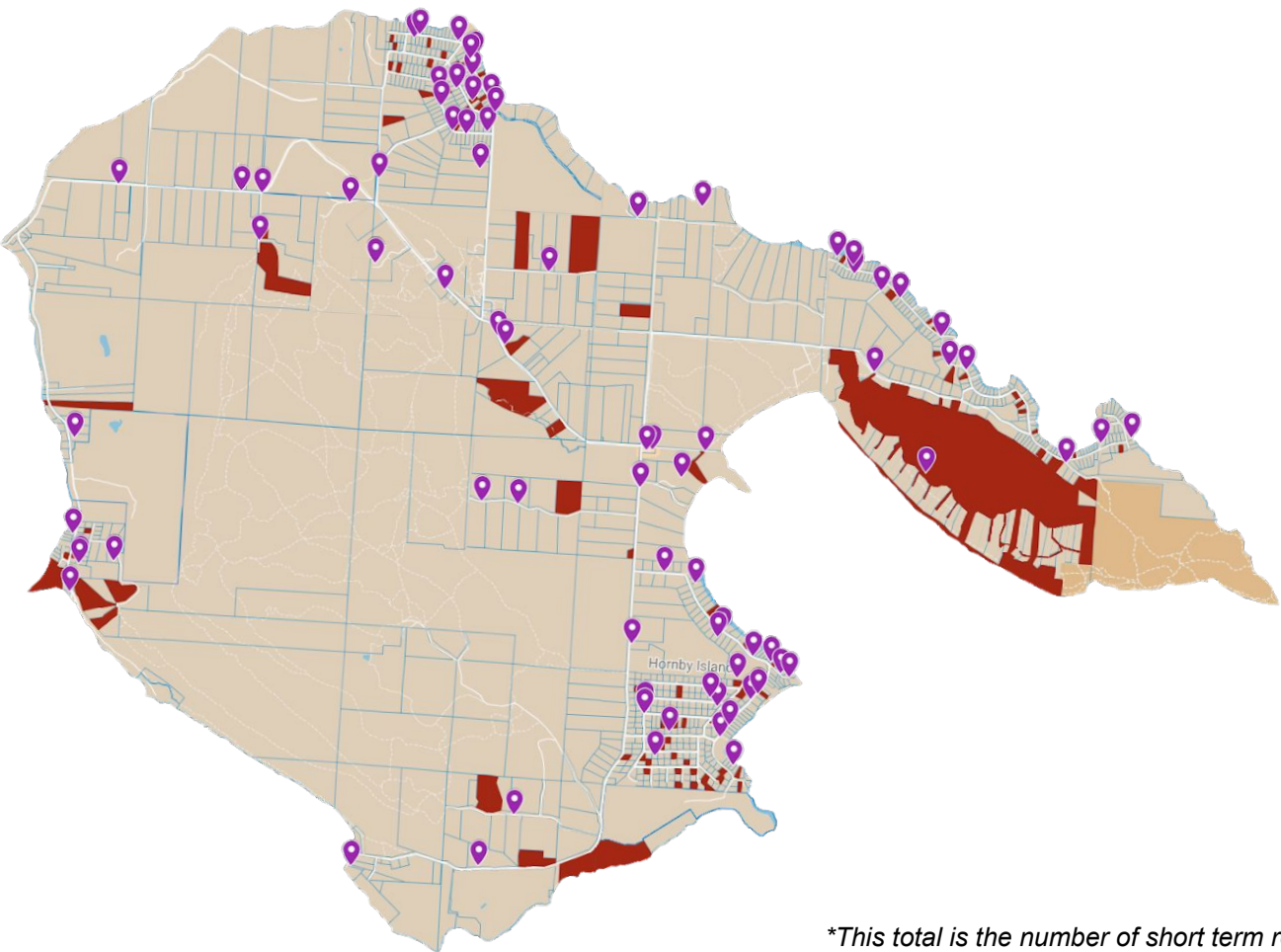
## Median Monthly Shelter Costs



# Property Map

- Empty Lot
- Short Term Vacation Rental
- Property Lines

An empty lot is defined by a building value of less than \$10,000.



Number of Empty Lots: **117<sup>10</sup>**

## Short Term Vacation Rentals

Number of Short Term Vacation Rentals: **131\***

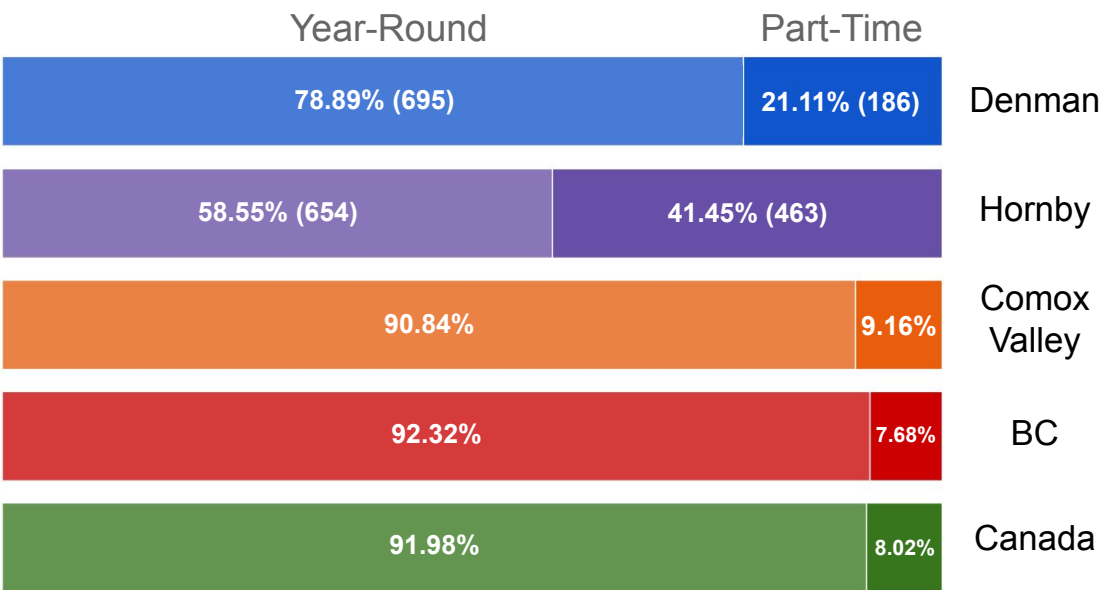
Maximum Number of Guests: **734**

Weekly Income July & August: **\$331,351\*\***

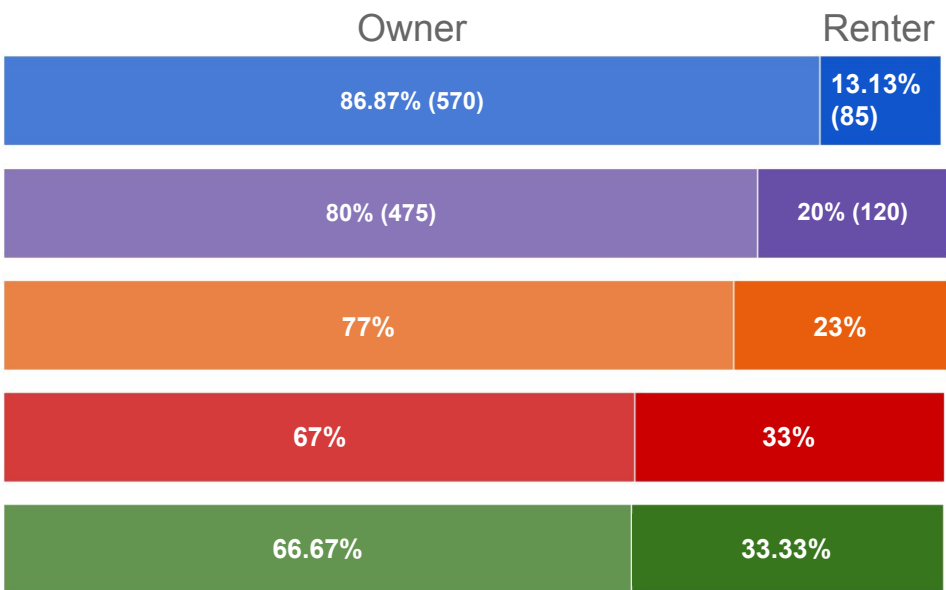
Short Term Vacation Rentals by Maximum Number of Guests	
2 - 4 Adults	38
5 - 6 Adults	66
7 - 8 Adults	22
9+ Adults	5

*\*This total is the number of short term rentals listed online up to November 2, 2023*  
*\*\* Unable to determine rental price for 3 properties*

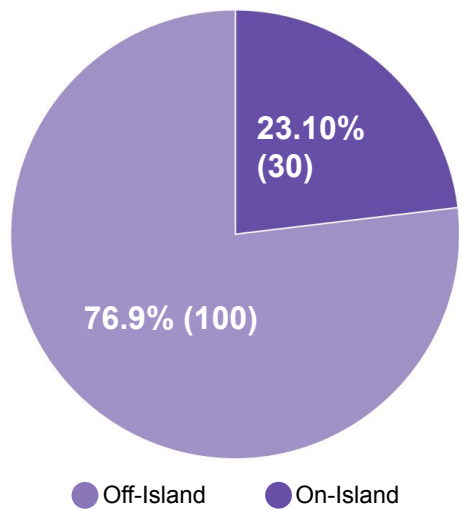
## Housing by Occupancy



## Housing by Tenure



## One Year Movers from On- and Off-Island

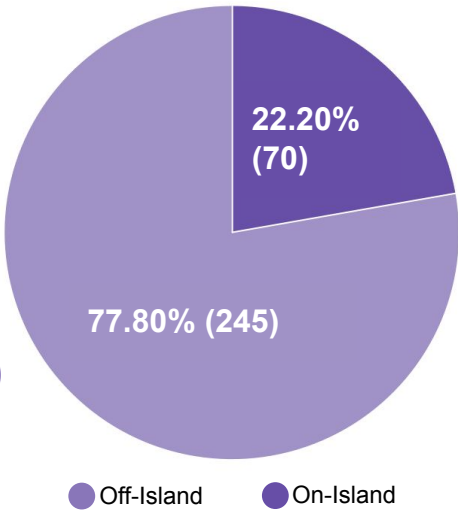


Of the **130** people who moved between 2020 and 2021, **30** were people moving from one location to another on island, the remaining **100** were new residents to Hornby Island.

Of the **315** people who moved between 2016 and 2021, **70** were people moving from one location to another on island, the remaining **245** were new residents to Hornby Island.

## Mobility

## Five Year Movers from On- and Off-Island



# Safety

**Safety** includes physical and mental safety. You live in a community where you have a support network nearby; emergency services are readily and respectfully available when needed; you can walk the streets without fear; there are safe places to go if needed; and the area you live in is relatively crime free.

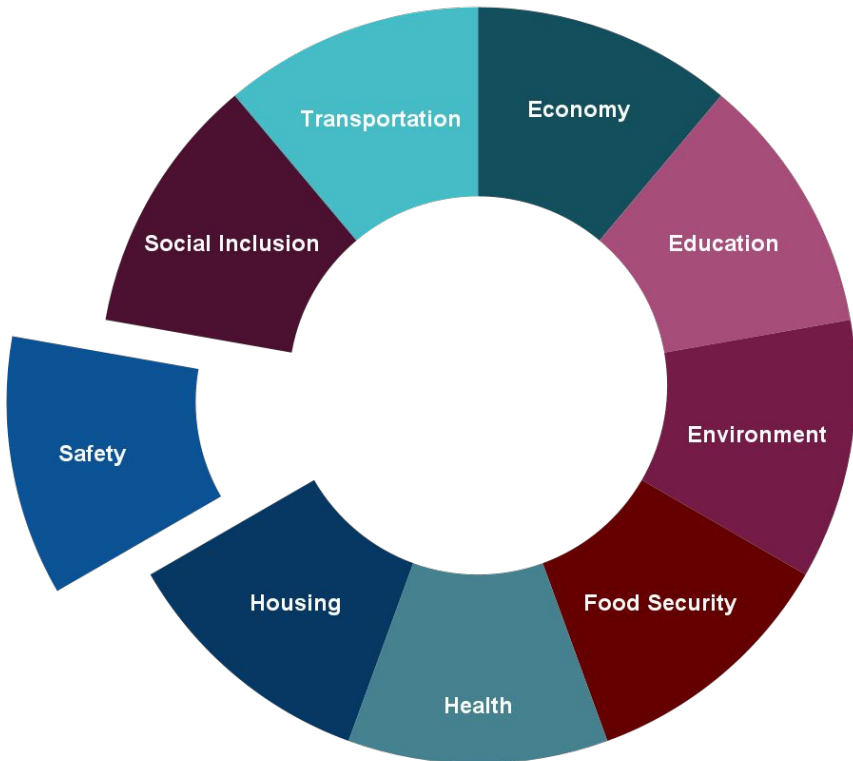
## Barriers

- No full-time police force
- No hospital
- No training for mental health emergencies
- No safe-house
- No transition housing
- No supported housing
- Limited physical and mental health services

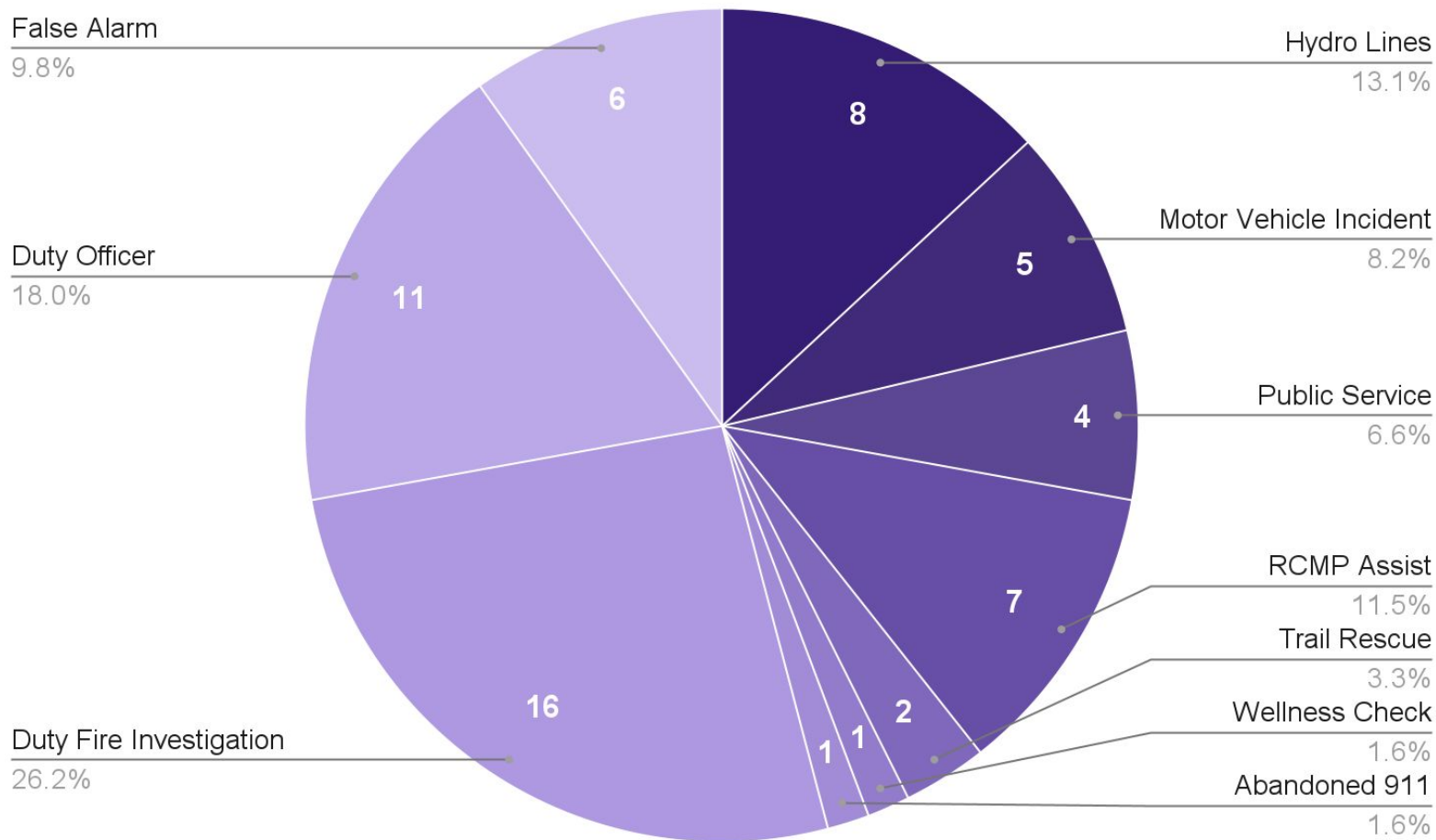
## Community Vision

“Hornby Island is a safe, understanding and trusting community that is respectful of its core values which include: personal responsibility, respectful communication and a variety of local mechanisms for resolving conflict.

Hornby Islanders have little or no need for police intervention, and there is freedom from fear which allows people to leave their doors unlocked and children to play in safety.<sup>8</sup>”



# Fire Rescue Callouts by Type (2022)

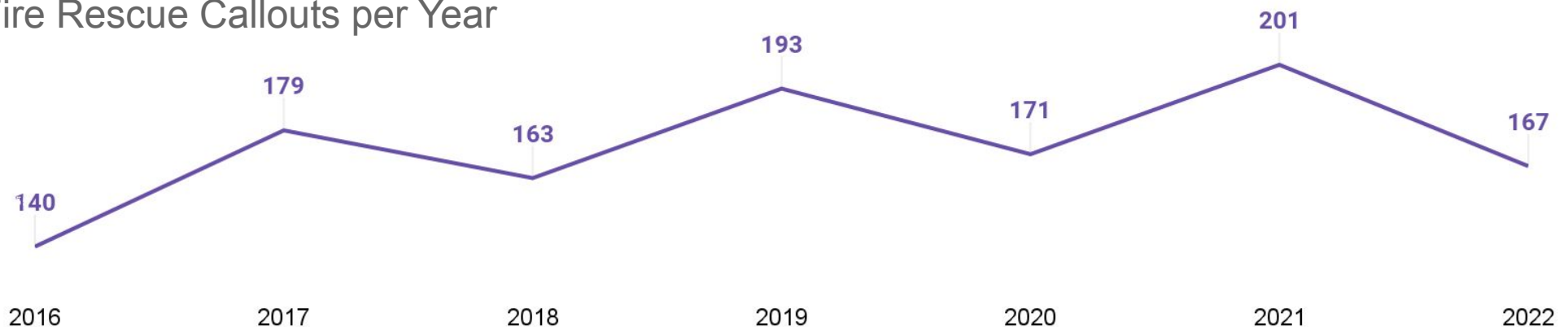


## First Responder Calls (2022)

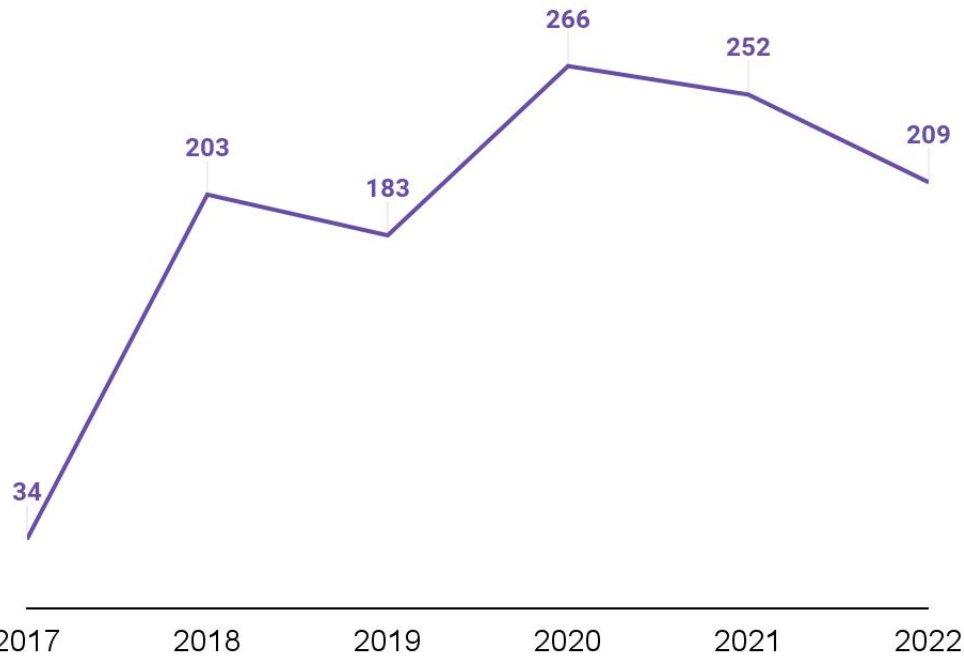
**102**  
**61.1%**  
of all calls

*\*Due to the disparity between callouts labeled first responder and the rest of the types, first responder calls have been removed from the chart to the left.*

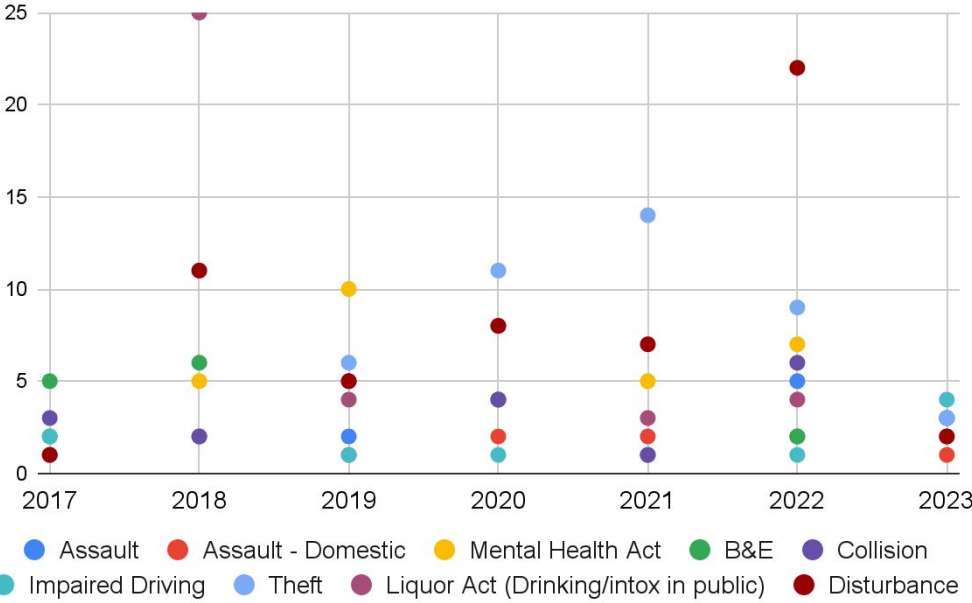
## Fire Rescue Callouts per Year



## Police Incident Files<sup>37</sup>



## Police Incident Types<sup>37</sup>



## Transition Society

Counselling and other services are delivered through the Comox Valley Transition Society in conjunction with Hornby Denman Health.

In 2023, women from Hornby and Denman sought services from the Comox Valley Transition Society. These services can be delivered in any combination of phone, Zoom, or in-person at the Denman Island Health Centre.<sup>38</sup>

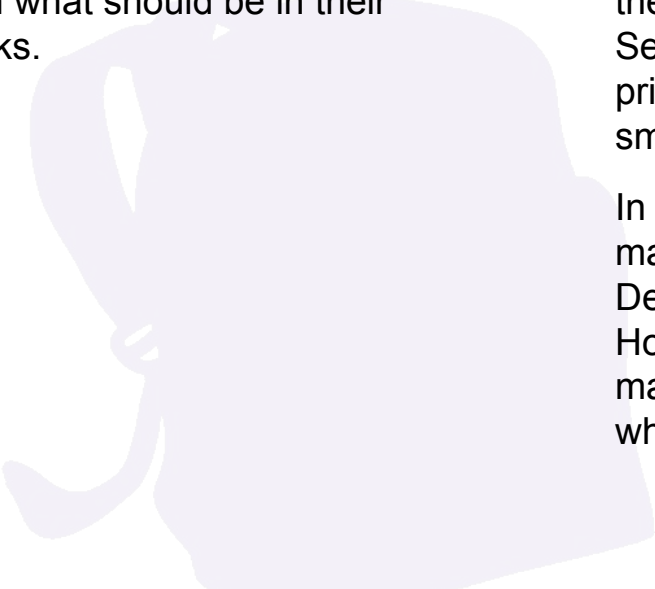
*\*These are the predominant categories of incidents on Hornby and do not include all reports for each year.*



## Emergency Preparedness

Hornby Island Residents' and Ratepayers' Association has a tax-funded Emergency Preparedness committee. This committee is dedicated to emergency preparation education. They are requesting volunteers to be neighbourhood leaders for all areas of Hornby. These people will be in charge of all or part of their neighbourhood in the event of an emergency.

The Emergency Preparedness Committee, in cooperation with the Comox Valley Regional District, brings educational resources for the public to Hornby. The committee was able to include information in the local phone book instructing people on what should be in their emergency backpacks.



## Emergency Evacuation<sup>39</sup>

In collaboration with the Comox Valley Regional District, Hornby has developed an emergency evacuation plan. It has instructions for emergency response workers and island residents, including checklists for both. There are also contingencies and suggestions for domestic and livestock animals but states that the plan's primary focus is on the residents of the island.

Hornby has **4** Reception Centres identified on-island and indicates that others located throughout the Comox Valley may be used as well. There are some bulk transportation vehicles on the island, including the school bus and local summer bus for those without their own transportation. If transportation off-island is required, the summer ferry to Denman Island can accommodate **300** passengers and crew; the year-round ferry can hold **200**; the Royal Canadian Marine Search and Rescue can be called; and there are numerous private boats that may be available. Air transport is limited to small planes, float planes and helicopters.

In an emergency situation, it is important to identify those who may need support during the evacuation process. Hornby Denman Health has identified **20** residents as part of their Home Assist Program who will need assistance. It is likely that many at-risk people will have friends, family, or neighbours who know they may need assistance.

# Social Inclusion

**Social inclusion** means you have accessible ways to get involved in your community. This may mean you volunteer, you join a club or a group, you have an opportunity to be civically engaged, and/or there are people you regularly engage with.

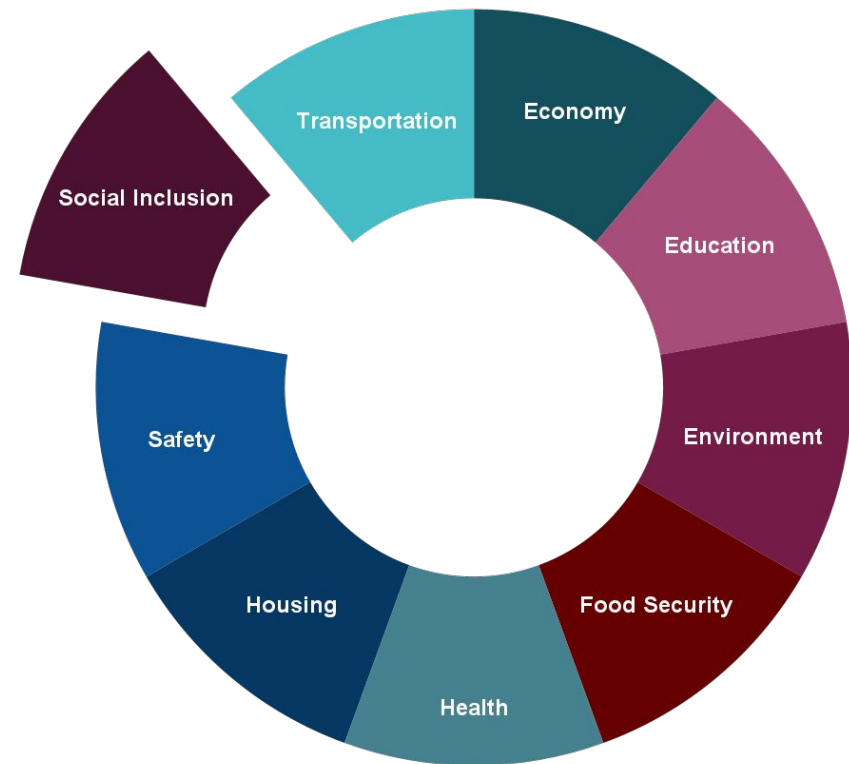
## Barriers

- Lack of transportation
- Expense of clubs, groups, events, or classes
- Many activities are limited by the time of year
- Too young or old
- Lack of access to information about things offered

## Community Vision

“Diversity is the cornerstone of any healthy community. Strong neighbourhoods provide a place where people know and support each other, share resources and provide a strong social network. There are many opportunities for close connection among all members of the community from the very young to the very elderly.”<sup>8</sup>

Social Determinants of Health



# Community Engagement

Many of Hornby’s services are provided through non-profit groups. These services range from home care assistance to education to recreation and more. Through the tireless efforts of many volunteers, these boards and committees are able to create a well-rounded and engaged community.

Nonprofit Boards  
and Committees

34

Services

75

148 Volunteer  
Board Members

280 Additional  
Volunteers (approx.)

5450 Annual  
Volunteer Hours (approx.)

47 Staff

Survey of Local  
Non-Profit  
Boards<sup>40</sup>

A significant factor of rural life, especially rural life in winter, is isolation. While there are intermittent social benefits and opportunities, a section of citizens may require more.

Over 50% of people 18 years and over living in the rural areas surrounding the Comox Valley state that they feel a “strong sense of community belonging.” <sup>32</sup>

While this is a positive statistic, it is important to remember that others may not subscribe to a similar sense of community well being. Certainly, one of the hoped-for benefits of rural community is the care that people feel for each other, and show in numerous ways including volunteering. Nevertheless, despite these beneficent efforts, there are still 8% of those 18 and over who “always feel lonely.” <sup>31</sup>

By identifying barriers to the services that are currently offered we can work towards ensuring that they are better positioned to enhance the lives of those in our community who currently feel fully or partially excluded.

## Voters

2022 Local Election<sup>42</sup>  
Area A Director  
Islands Trust Trustees

471  
Voters

Provincial Election

Unable to obtain  
at the island level

Federal Election

Unable to obtain at  
the island level

3 full time Mon - Fri volunteers

## Services

- Affordable Elder Housing
- Affordable Rental Housing
- Afterschool Programs
- Archives
- Art Shows
- Blues Art Show
- Blues Classes
- Blues Concerts
- Boat Ramp Oversight
- Bursaries and Scholarships
- Cemetery Maintenance and Information
- Community Garden
- Community Radio Station
- Community School
- Concerts
- Conservation
  - Beach Clean-up
  - Forest Fest
  - Herring School
- Corporate Retreats
- Drought Information/Education
- Ecological Awareness
- Emergency Preparedness Education
- Environmental Education
- Facility and Hybrid Meeting Tech Rentals
- Facility Rental
- Fall and Winter Lecture Series
- Fall Fair
- Fire Department Administration
- Food Bank: 3 days/week
- Food Hampers
- Food Jar Program
- Foodbank/Market Day for Families
- Friday Club
- Home Delivery: 3 days/week
- Hot Meals: 3 days/week
- Invasive Weed Control
- Joint Theatre Project
- Literacy Outreach for adults
- Literacy Outreach for youth
- Manage Tax-Funded Services
- Medical Equipment Loans
- Natural History Museum
- Obtain Farmland for Community
- Outdoor Education for Families
- Outdoor Education for Youth
- Oversee and Maintain Property
  - Community Hall
  - Crown Land Lease Property
    - Arts Council Gallery
    - Copse Market Area
    - Healthcare
    - Water Testing for public buildings
  - Doris Savoie Centre
  - Sollans Rd Public Well
- Provincial Parks Advisory
- Pen-pal Writing
- Pubic Outhouses
- Raise a Reader Story Time
- Recreation: Family
- Recreation: Youth
- Recycling Depot
  - Beach Waste Pick-up
  - Free Store
  - Waste Transfer
- Regional Parks and Trails Advisory
- Sign Language Lessons
- Social/Emotional Workshops
- Story Walks
- Studio Tour
- Summer Bus
- Summer Fire Patrol
- Teen Night
- Toddler Drop-In
- Trail Maintenance
- Water Information/Education



# Recreation

## 2023 Summer Recreation

- 7 Story Circus
- Artistic Movement
- Bronze Star Swim
- Cartooning
- Golf Clinic
- Kayaking
- Natures Explorer Camp
- Ninja Camp
- Pantuso Dance
- Swim 2 Survive
- Theatre

## New Horizons (50+)

- Bowling
- Chair Yoga
- Dance
- Gentle Yoga
- Hiking
- Holistic Health
- Integrated Pilates
- Resilience Yoga
- Swimming
- Tai Chi Ch'uan

## After school programs

A variety of programs are offered after school for children 5+. These range from dance to Japanese culture to rugby and beyond.

## Community Gym Users

- Adult Pickleball
- Adult Soccer

## Community Recreation

- |                    |                 |
|--------------------|-----------------|
| • Baseball         | • Pump Track    |
| • Basketball Court | • Road Biking   |
| • Dance            | • Sailing Club  |
| • Dragon Boat      | • Skimboarding  |
| • Frisbee Golf     | • Teen Night    |
| • Full moon walks  | • Tennis Court  |
| • Hockey           | • Terry Fox Run |
| • Kayaking         | • Weight Room   |
| • Mountain Biking  | • Yoga          |
| • Paddle Boarding  |                 |

## Clubs and Activity Groups

- Bird Watchers
- Book Clubs
- Fabricators: weaving and spinning club
- Games Nights
- Marimba
- Model Boat Sailing Club
- Photography Club
- Quilters Guild
- Theatre
- Weavers
- Women's Wednesday (*Summers Only*)
- Writers Group

## New Horizons (50+)

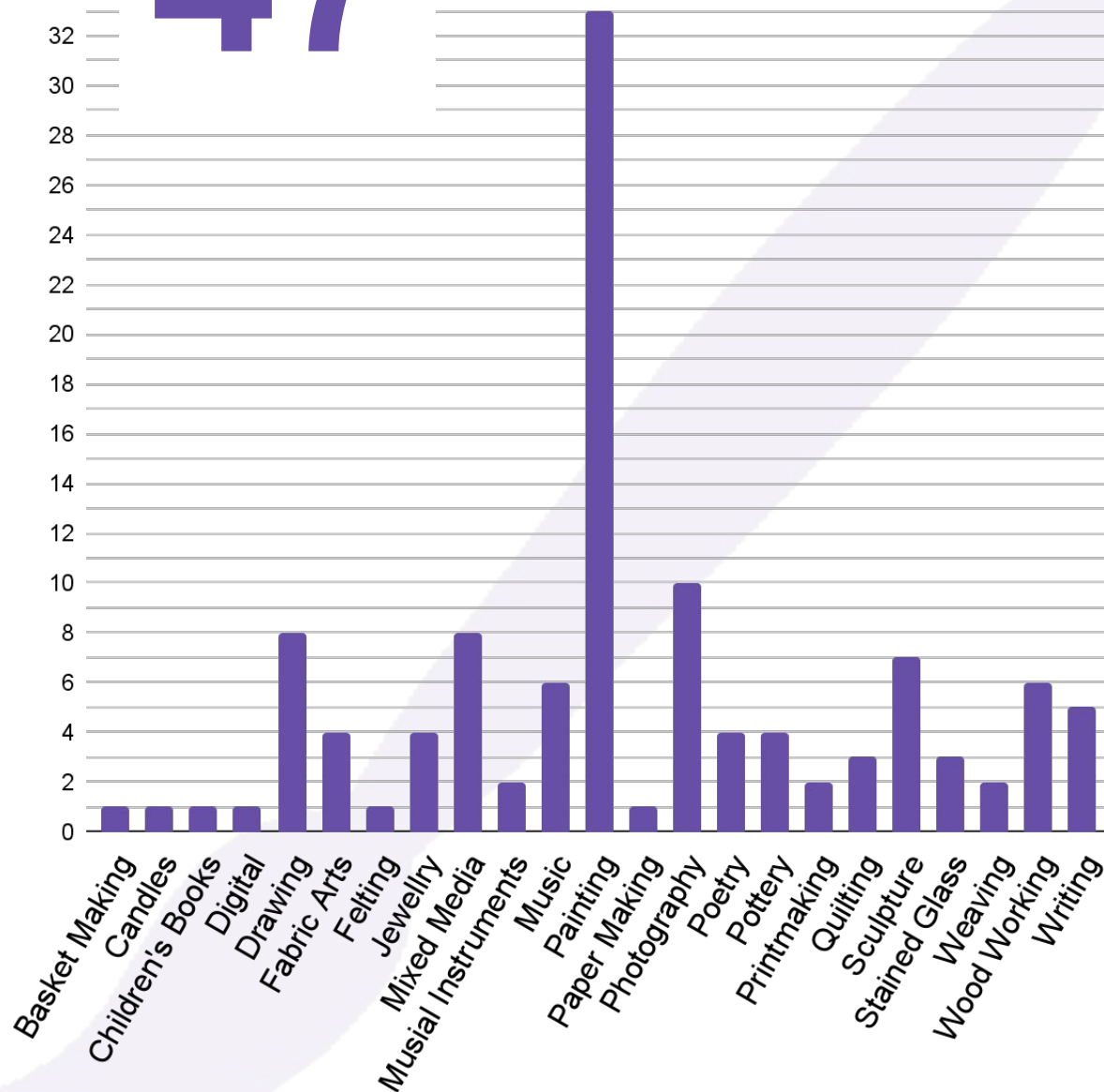
- Book Club
- Bridge
- Creative Writing
- Games Night (*All welcome*)
- Knitting
- Life Drawing
- Literary Lunch (*All welcome*)
- Meditation
- Theatre

Practice multiple disciplines

47

Listed Artists\*

76



\*This number only includes listed artists found on [hornbyisland.com](http://hornbyisland.com) and those on the Studio Tour, there are many more unlisted.

# Transportation

You have access to adequate **transportation**. This could be a personal vehicle; a regular or electric bicycle, motorcycle, or scooter; and/or accessible and affordable public transportation to get where you need to go when you need to.

## Barriers

- Expense of owning a vehicle
- Expense of purchasing a mode of transportation
- Public transit only runs from May - September
- Cost of ferry
- Limited schedule for bus across Denman
- Denman bus does not line up with the ferries that meet the city bus to Courtenay
- Unable to drive for any reason
- No electricity for e-bike or scooter
- Fuel is more expensive on-island than off

## Vision

“Hornby Island no longer participates in the global petroleum economy.

We are forerunners in the use of renewable energy sources for transportation. We use Canadian-made and environmentally friendly fuels to power our vehicles and have significantly reduced our use of individual motorized vehicles.”<sup>8</sup>





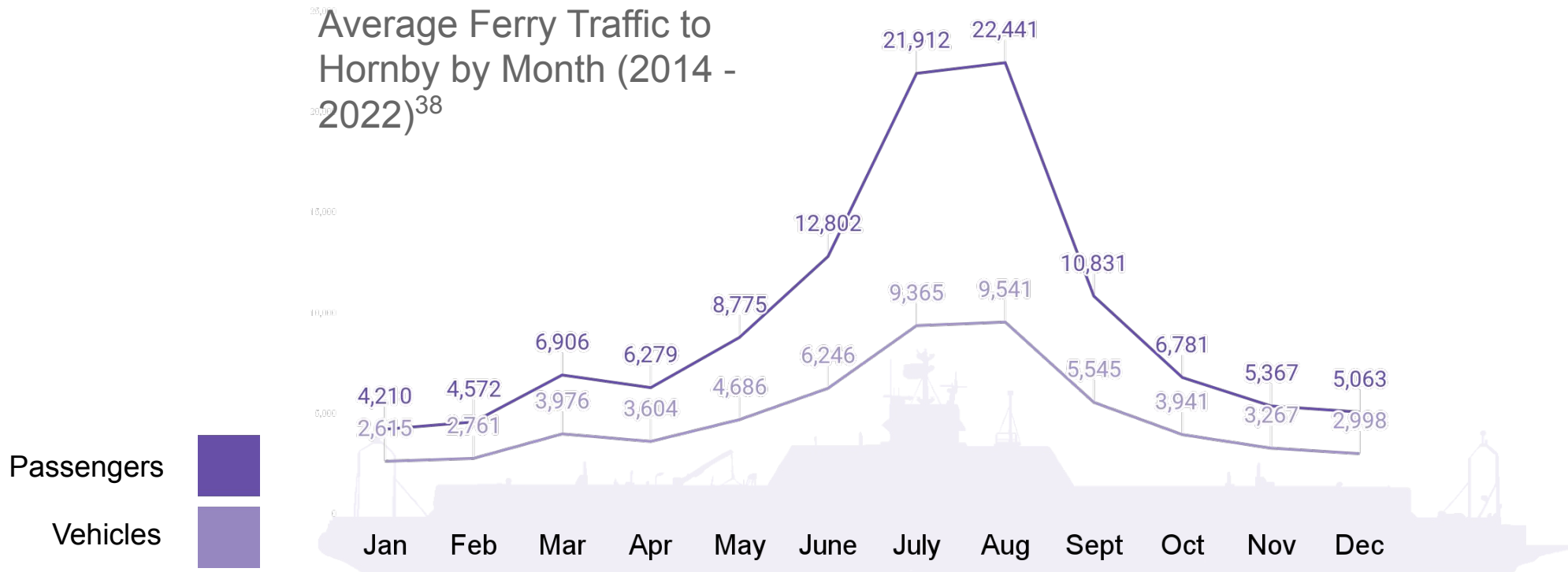
## Blue Bus Rides (2022)<sup>44</sup>



Bus service  
available  
June - August

ebikes<sup>45</sup>  
70+

## Average Ferry Traffic to Hornby by Month (2014 - 2022)<sup>38</sup>



# Glossary

## Core Housing Need

Core Housing Need: refers to whether a private household's housing falls below at least one of the indicator thresholds for housing adequacy, affordability or suitability, and would have to spend 30% or more of its total before-tax income to pay the median rent of alternative local housing that is acceptable (attains all three housing indicator thresholds).

## Core Housing Need: Affordable

Affordable Housing: Affordable housing has shelter costs equal to less than 30% of total before-tax household income.

## Core Housing Need: Major Repairs

Major Repairs: Adequate housing is reported by their residents as not requiring any major repairs.

## Core Housing Need: Suitable

Suitable Housing: Suitable housing has enough bedrooms for the size and composition of resident households according to the National Occupancy Standard (NOS), conceived by the Canada Mortgage and Housing Corporation and provincial and territorial representatives.

## Family

Family is defined as a married couple and the children, if any, of either and/or both spouses; a couple living common law and the children, if any, of either and/or both partners; or a parent of any marital status in a one-parent family with at least one child living in the same dwelling and that child or those children. All members of a particular census family live in the same dwelling. Children may be biological or adopted children regardless of their age or marital status as long as they live in the dwelling and do not have their own married spouse, common-law partner or child living in the dwelling. Grandchildren living with their grandparent(s) but with no parents present also constitute a census family.

## Gender

Given that the non-binary population is small, data aggregation to a two-category gender variable is sometimes necessary to protect the confidentiality of responses provided. In these cases, individuals in the category "non-binary persons" are distributed into the other two gender categories and are denoted by the "+" symbol.

## Government Transfers

Government transfers are all monies received from any level of government, including: old age security pension, guaranteed income supplement, allowance or allowance for the survivor, retirement, disability and survivor benefits from Canada Pension Plan, and any benefits.

# Glossary

## Household

Household refers to a person or group of persons who occupy the same dwelling and do not have a usual place of residence elsewhere in Canada or abroad. The dwelling may be either a collective dwelling or a private dwelling. The household may consist of a family group such as a census family, of two or more families sharing a dwelling, of a group of unrelated persons or of a person living alone. Household members who are temporarily absent on reference day are considered part of their usual household.

## Income Source: Employment Income

Employment income is income from all forms of paid employment, self or otherwise

## Income Source: Government Transfers

Government transfers are all monies received from any level of government, including: old age security pension, guaranteed income supplement, allowance or allowance for the survivor, retirement, disability and survivor benefits from Canada Pension Plan, benefits from Employment Insurance, child benefits from federal and provincial programs, social assistance benefits, workers' compensation benefits, Canada workers benefit, goods and services tax credit and harmonised sales tax credit, and other income from government sources

## Income Source: Other Market Income

Other market income is income from other sources than employment or government transfers. This could include: investment income, non-governmental, or pensions.

## Private Dwelling

Private dwelling refers to a separate set of living quarters with a private entrance either from outside the building or from a common hall, lobby, vestibule or stairway inside the building. The entrance to the dwelling must be one that can be used without passing through the living quarters of some other person or group of persons.

# Links

BC Ferries Ridership	<a href="https://www.bcf ferries.com/in-the-community/resources">https://www.bcf ferries.com/in-the-community/resources</a>
BC Government Wells	<a href="https://www2.gov.bc.ca/gov/content/environment/air-land-water/water/groundwater-wells-aquifers/groundwater-wells">https://www2.gov.bc.ca/gov/content/environment/air-land-water/water/groundwater-wells-aquifers/groundwater-wells</a>
Courtenay RCMP	<a href="https://www.rcmp-grc.gc.ca/detach/en/d/174">https://www.rcmp-grc.gc.ca/detach/en/d/174</a>
CVRD Emergency Preparedness	<a href="https://www.comoxvalleyrd.ca/sites/default/files/docs/Services/Emergency_Services/hornby_island_evacuation_operational_guidelines.pdf">https://www.comoxvalleyrd.ca/sites/default/files/docs/Services/Emergency_Services/hornby_island_evacuation_operational_guidelines.pdf</a>
Hornby Denman Health	<a href="https://hornbydenmanhealth.com/">https://hornbydenmanhealth.com/</a>
Islands Trust Conservancy	<a href="https://islandstrust.bc.ca/conservancy/">https://islandstrust.bc.ca/conservancy/</a>
School District 71	<a href="https://www.comoxvalleyschools.ca/">https://www.comoxvalleyschools.ca/</a>
The Social Determinants of Health: Canadian Perspective	<a href="https://www.thecanadianfacts.org/">https://www.thecanadianfacts.org/</a>
UN Protected Land Target	<a href="https://www.unep.org/news-and-stories/press-release/world-met-target-protected-area-coverage-land-quality-must-improve">https://www.unep.org/news-and-stories/press-release/world-met-target-protected-area-coverage-land-quality-must-improve</a>
UN Sustainable Development Goals	<a href="https://sdgs.un.org/goals">https://sdgs.un.org/goals</a>
Voting Information	<a href="https://www.civicinfo.bc.ca/">https://www.civicinfo.bc.ca/</a>
Hornby Island	<a href="https://hornbyisland.com/">https://hornbyisland.com/</a>
Hornby Island Preschool	<a href="https://www.valleycharitablegamingsociety.com/charity/hornby-island-daycare-society/">https://www.valleycharitablegamingsociety.com/charity/hornby-island-daycare-society/</a>
Hornby Island Cemetery	<a href="https://hirra.ca/services/cemetery-stewards/">https://hirra.ca/services/cemetery-stewards/</a>
Community Vision	<a href="https://hirra.ca/hornby/hornby-island-community-vision-statements/">https://hirra.ca/hornby/hornby-island-community-vision-statements/</a>
Vancouver Island Regional Library	<a href="http://virl.bc.ca">virl.bc.ca</a>

# Links

Hornby Island Recycling Depot

<https://www.hirra.ca/recycle/>

<https://www.facebook.com/p/Hornby-Island-Recycling-Depot-100064602222950/>

Hornby Island Water Stewardship

<https://hornbywater.org/>

Hornby Island Farmers' Market

<https://www.facebook.com/HIFMarket/>

<https://hornbyisland.com/shop-service/farmers-market/>

Hornby Island Natural History Society

<https://hornbynaturalhistory.com/ethno-garden/>

Hornby Island Educational Society

<https://hornbyeducation.com/>

The Kitchen

<https://hornbyeducation.com/the-kitchen/>

Hornby Island Housing Society

<https://hornbyhousing.org/>

Hornby Island Fire Department

<https://hifd.org/>

Comox Valley Transition Centre

<https://cvts.ca/>

Hornby Island Preparedness Committee

<https://hirra.ca/services/emergency-preparedness/>

Hornby Recreation

<http://www.hornbyrecreation.ca/>

Hornby Island Artists

<https://hornbyisland.com/arts-culture/>

Hornby Island Arts Council

<https://hornbyarts.com/>

Lifelong Learning

<https://hornbyeducation.com/lifelong-learning/>

Conservancy Hornby Island

<https://www.conservancyhornbyisland.org/>

Hornby Island Residents' and Ratepayers' Association

[hirra.ca](http://hirra.ca)

Hornby Island Radio

<https://hornbyradio.com/>

Hornby Island Advisory Planning Commission

<https://islandtrust.bc.ca/island-planning/general-resources/advisory-commissions-board-of-variance/>

# Links

Islands Trust	<a href="https://islandstrust.bc.ca/location/hornby/">https://islandstrust.bc.ca/location/hornby/</a>
Tribune Bay Outdoor Education Centre	<a href="https://www.tribunebayoutdoored.ca/">https://www.tribunebayoutdoored.ca/</a>
Hornby Island Bus (The Blue Bus)	<a href="https://www.facebook.com/HornbyBus/">https://www.facebook.com/HornbyBus/</a>
Hornby Island Farmland Trust Society	<a href="https://www.canadahelps.org/en/charities/hornby-island-farmland-trust-society/">https://www.canadahelps.org/en/charities/hornby-island-farmland-trust-society/</a>
Hornby Island Music Festival	<a href="https://www.hornbyfest.com/">https://www.hornbyfest.com/</a>
Hornby Island Athletic Society (Joe King Park)	<a href="https://joekingpark.ca/">https://joekingpark.ca/</a>
Hornby Island Blues Society	<a href="http://www.hornby-blues.bc.ca/">http://www.hornby-blues.bc.ca/</a>
Hornby Island Mountain Bike Association	<a href="https://www.hibike.ca/">https://www.hibike.ca/</a>
New Horizons	<a href="https://www.hornbynewhorizons.com/">https://www.hornbynewhorizons.com/</a>
Heron Rocks Friendship Centre	<a href="https://heronrocks.ca/">https://heronrocks.ca/</a>
Hornby Island Theatre Society	<a href="https://www.facebook.com/hornbytheatre/">https://www.facebook.com/hornbytheatre/</a>
The Islands Grapevine	<a href="https://theislandsgrapevine.com/">https://theislandsgrapevine.com/</a>
Hornby Island Economic Enhancement Corporation	<a href="https://hiceec.org/">https://hiceec.org/</a>
Hornby Island Short Term Rental Association	<a href="https://histra.ca/">https://histra.ca/</a>
Hornby Island Archives	<a href="https://hornbyislandarchives.ca/">https://hornbyislandarchives.ca/</a>

# References

1. Medical News Today. n.d. What are social determinants of health? Retrieved from <https://www.medicalnewstoday.com/articles/housing-and-health#summary>
2. Raphael, D. (2009). Social Determinants of Health: Canadian Perspectives pg. 14. Retrieved from <https://thecanadianfacts.org>
3. UN Sustainable Development Goals. N.d. Goal 3. <https://www.un.org/sustainabledevelopment/health/>
4. Statistics Canada. 2023. (table). *Census Profile*. 2021 Census of Population. Statistics Canada Catalogue no. 98-316-X2021001. Ottawa. Released March 29, 2023. <https://www12.statcan.gc.ca/census-recensement/2021/dp-pd/prof/index.cfm?Lang=E> (accessed September 6, 2023).
5. Hornby Island Preschool. (2023).
6. Visit to local cemetery
7. Statistics Canada. 2017. Hornby Island Trust Area, IST [Designated place], British Columbia and Alberta [Province] (table). *Census Profile*. 2016 Census. Statistics Canada Catalogue no. 98-316-X2016001. Ottawa. Released November 29, 2017. <https://www12.statcan.gc.ca/census-recensement/2016/dp-pd/prof/index.cfm?Lang=E> (accessed September 6, 2023).
8. Community Vision. (2002). HIRRA. Retrieved from <https://hirra.ca/hornby/hornby-island-community-vision-statements/>
9. Survey by profile staff and survey by HICEEC of local businesses
10. BC Assessment (2023). Combined property values. Retrieved from <https://www.bcassessment.ca/>
11. Hornby Island Phone Book (2022)
12. Hornby Island Studio Tour Brochure. (2023)
13. Arts and Culture. (2023). hornbyisland.com. Retrieved from <https://hornbyisland.com/arts-culture/>
14. Raphael, D. (2009). Social Determinants of Health: Canadian Perspectives pg. 17. Retrieved from <https://thecanadianfacts.org>
15. Table 2.4 Low-income measures thresholds (LIM-AT and LIM-BT) for private households of Canada, 2020. 2022. [https://www12.statcan.gc.ca/census-recensement/2021/ref/dict/tab/index-eng.cfm?ID=t2\\_4](https://www12.statcan.gc.ca/census-recensement/2021/ref/dict/tab/index-eng.cfm?ID=t2_4)
16. Raphael, D. (2009). Social Determinants of Health: Canadian Perspectives pg. 15. Retrieved from <https://thecanadianfacts.org>
17. Data Department. (2023). School District 71
18. Hornby Island Preschool. (2023).
19. Supervisor. (2023). Vancouver Island Regional Library: Hornby Island Branch
20. Data Department. (2023). Islands Trust Conservancy
21. Manager. (2023). Hornby Island Recycling Depot
22. Local rainwater collection. 2016-2022. Local Source.
23. Station Data. 2023. Climate Data. <https://climatedata.ca/download/#station-download>
24. Groundwater Wells. 2022. BC Data Catalogue. <https://catalogue.data.gov.bc.ca/dataset/groundwater-wells>
25. Aquifer Vulnerability to Sea Water Intrusion. (2022). BC Open Data. Retrieved from <https://catalogue.data.gov.bc.ca/dataset/aquifer-vulnerability-to-sea-water-intrusion>
26. Observation Well 288. (2023). BC Groundwater Wells. Retrieved from <https://aqrt.nrs.gov.bc.ca/Data/DataSet/Summary/Location/OW288/DataSet/SGWL/Working/Interval/Latest>
27. Local Cistern Sales. 2023. Local Source



# References

28. Board Member. (2023). Hornby Island Farmland Trust
29. Program Coordinator. (2023). HIES: The Kitchen
30. Program Coordinator. (2023). HIES
31. Province of British Columbia. 2020. Primary Care Networks – Applying a Rural Lens to Primary Care Network Development. January 17. P.10.
32. Comox Valley Rural Profile. (2023). BC Community Health Data. Retrieved from <http://communityhealth.phsa.ca/CHSAHealthProfiles/CHSAHealthReport/Comox%20Valley%20Rural>
33. Local rural nurse. (2023). Local rural nurse files
34. Executive Director. (2023). Hornby Denman Healthcare Society
35. Precariously Housed Survey. (2021). Hornby Island Housing Society
36. Hornby Island Fire Chief. (2023). Hornby Island Fire Department
37. Hornby Denman Corporal. (2023). RCMP
38. Hornby Denman Outreach worker. (2023). Comox Valley Transition Society
39. Emergency Evacuation. (2020). Comox Valley Regional District. Retrieved from [https://www.comoxvalleyrd.ca/sites/default/files/docs/Services/Emergency Services/hornby island evacuation operational guidelines.pdf](https://www.comoxvalleyrd.ca/sites/default/files/docs/Services/Emergency%20Services/hornby_island_evacuation_operational_guidelines.pdf)
40. Survey of Local Non-profit Boards. (2023). Research Assistant
41. BC COVID-19 SPEAK Round 2 Survey. (2021). BC Centre for Disease Control. Retrieved from <http://www.bccdc.ca/health-professionals/data-reports/bc-covid-19-speak-dashboard>
42. Area A 2022 election turnout. (2023). Civic Info BC data department
43. Recreation Programs. (2023). HIRRA: Recreation Coordinator
44. Blue Bus Report. (2022). [HICEEC](#)
45. Informal Survey of community on community Facebook page, [Hornby Island Community Connections](#)
46. Traffic Statistics. (2023). BC Ferries. Retrieved from <https://www.bcferries.com/in-the-community/resources>

# Appendix A - Project Report

## Background

In September 2021, the Hornby Island Housing Network was created to bring together various island organizations and levels of local government that include housing in their mandate. The intention was to share information and resources, with the goal of co-creating a housing strategy for the island with clearly defined roles and responsibilities for each organization.

An immediate challenge was identified: the lack of a comprehensive picture of the community that included current data in all the social determinants of health areas. Although, a wealth of information had been gathered over the years by various island organizations and individuals in their efforts to create and fund services and programs that benefit the community, it became readily apparent that there was considerable duplication of effort, loss of historical data, the creation of information silos specific to each group's focus, limited access to stored data and a lack of individual organizational capacity to carry out more in-depth research.

A secondary issue was identified, the lack of comparative data between similar communities, the province and the country as a whole.

Although the organizations were aware of many inequities due to our rural, remote location and the disparity between low and high income residents, there was no current data to support that knowledge.

A sub-committee was formed to secure funding to create a comprehensive database for the Housing Network. A Housing Network participant, Hornby Denman Health (formerly the Hornby & Denman Community Health Care Society) which serves both Hornby and Denman Islands requested that Denman be included in the project.

## The Project

The Housing Network applied for funding from BC Healthy Communities to hire a research assistant to create comprehensive **community profiles** for both Hornby and Denman Islands, an easily accessed **website** to host the information, and a **database** that could be regularly updated. All three goals have been achieved. Several interactive maps of the communities have also been created, depicting the following: zoning, lots with houses, empty lots, aquifers, approved septic systems and lots with Short Term Rentals.

This information will be key data for the creation of a housing strategy for the islands.

## Methodology

Information was gathered from a wide range of community organizations and businesses on both islands, BC Open Data, and Census Canada. To ensure we gathered as broad a base of information as possible, we spoke to 7 accommodation providers; 19 boards; 16 store-based businesses; the island Preschools, Community schools, and the Senior Secondary school; 3 environmental groups; 4 Food Security groups; 8 health care providers; 4 realtors; 3 groups involved in community safety; and 9 activity groups.

Of these 69 sources, we received information back from 56.

We also included information gathered from another project; a group of self-identified precariously housed people were interviewed over the winter of 2022 to gather current data about the number of community members living in unsafe, substandard and/or insecure housing. Information gathered from that project is included in this report as it is possible that due to how the census forms are circulated on the islands, some of the renters included in our survey were missed in the census. It was important to us that these voices be added to this report.

The draft profiles were circulated to all the participating organizations on both islands for their review and suggestions. Their feedback has been incorporated into the final report.

## Community Profiles

In order to determine what information would best meet our communities' needs, the Research Assistant and Steering Committee reviewed other community profiles for both content and formatting and also researched the various definitions of the Social Determinants of Health.

The profiles for both islands include all available local, provincial and federal information available in the following social determinants of health: Economy, Education, Environment, Food Security, Health, Housing, Safety, Social Inclusion, and Transportation. The profiles also point out social inequities in access to services and the barriers underlying that inequity.

These profiles not only contain the information needed to co-create a housing strategy, they will also be used to inform short and long term planning for all the organizations, no matter what their mandate.

All Stats Canada information is presented as a percentage of the whole in order to see the differences in relation to the population of each area. The numbers for Denman and Hornby Islands have been added for planning purposes.

Effort has been made to present this information as it is with no analysis or conclusions drawn. We leave the information to our users to interpret for their specific area of focus.

### Database

The database containing all the spreadsheets with all the data and contact information will be stored with the Hornby Island Housing Society.

### Website: [www.communityprofiles.ca](http://www.communityprofiles.ca)

The website contains both the Community Profile reports in PDF form. The collected data is also presented separately in each of the social determinants of health for both islands. The website is hosted by the Hornby Island Residents and Ratepayers Society, Hornby's local governing body and a key partner in this project.

Denman Works, the local WorkBC office on Denman Island, is in the process of creating a link for both profiles on their webpage.

## Challenges

There was a significant challenge to collecting health data for our two island communities. Due to the low population of each island, resulting in a lack of anonymity, Island Health were unable to release detailed data regarding the prevalence of health issues.

A second obstacle to including even general numbers related to health issues is the lack of computerized health information at the Hornby clinic.

A third area of information gathering that impacted data collection was a low response by the businesses on Hornby. We had hoped to gather information about their challenges related to the winter, shoulder and summer seasons to try to get a sense of the carrying capacity of the island and the relationship between staffing shortage issues and housing.

A fourth issue is the lack of data regarding how much of the income generated by short term rentals stays on the island and in the economy as we don't know how many operators are year-round residents.

## Successes

Although the website address has not yet been shared publicly and the final report has not yet been circulated to the island groups, at the time of writing of this report, the draft profiles and map presentations that were shared in the last few months to gather feedback, have already generated much excitement and appreciation throughout the community and there has already been significant benefit:

- Inter-agency collaboration has already deepened as organizations share their information. Two of the groups that are focussed on creating housing for the community are working more closely at the Board level.
- The Housing Network is currently using this data to inform the housing strategy for Hornby Island.
- Three other organizations are also using the information presented in the profile reports to support their planning and current funding applications.
- Denman Works will cover the cost of printing 20 copies of the Community Profiles reports
- HIRRA has covered the costs of the webpage domain and the wages for their technician to create the website account.

## Publicity

- The Community Profile website and Profile reports will be showcased at meeting of representatives from all the organizations on Hornby on Nov. 9<sup>th</sup> and at the Annual General Meeting of the Hornby Island Housing Society on Nov. 26<sup>th</sup>.
- Articles describing the project and results, and informing the communities how to access the reports, will be posted on the community websites for both islands, and submitted to the local newspapers on both islands.
- Hornby Island Residents and Ratepayers Association and Denman Works will host an ongoing link to the Profiles on their website.
- Links to the Profiles will be sent to Islands Trust and the Comox Valley Regional District.

## Project Sustainability

- An advisory committee will be formed to solicit feedback from the communities for an annual update.
- Denman Works has offered to provide funding to assist in the annual maintenance and updating costs.
- Organizations that benefit the most from having the data available to them, will be asked to contribute to the maintenance costs of the website and annual updating.

## Next Phase

This is step one of a long-term vision for this project. We will now begin researching funding sources for the next phase of the project which will include the following goals:

- Additional organizations and data that may have been missed in phase one, will be identified and added to future Community Profiles and the database.
- Strategies will be created to address the issue of “hard to obtain” data.
- The database will be updated at a minimum every 2 years to ensure the community always has current information to inform its planning.

## Conclusion

The two island communities will be well served by the work that has been done over the last several months.

Organizations that provide services and programs in all the sectors of the social determinants of health now have a much broader understanding of the state of our communities in significant areas and thus, will be better able to address the needs that are identified and to reduce the existing inequities of access to services.

On behalf of the Hornby Housing Network and the communities of Hornby and Denman Islands, we wish to thank our partners: BC Healthy Communities – Planh for funding this project; the Comox Valley Regional District for sponsoring our application; the Hornby Island Residents and Ratepayers Association for their financial management of the project and Denman Works for sponsoring the cost of printing of the report and public announcements of the successful completion of the project.

---

Submitted by:  
April Lewis  
Steering Committee  
Community Profiles Project  
Hornby Island Housing Network