

Building services (285)




FRONT ELEVATION
1/4" = 1'-0"

Building services

- Building services provides two primary functions:
 - Building Officials complete plan reviews and on site inspections to monitor code compliance,
 - Property Services Representatives provide front end customer services to the clients of the CVRD in the areas of building, planning, sewer and water.

Building services highlights

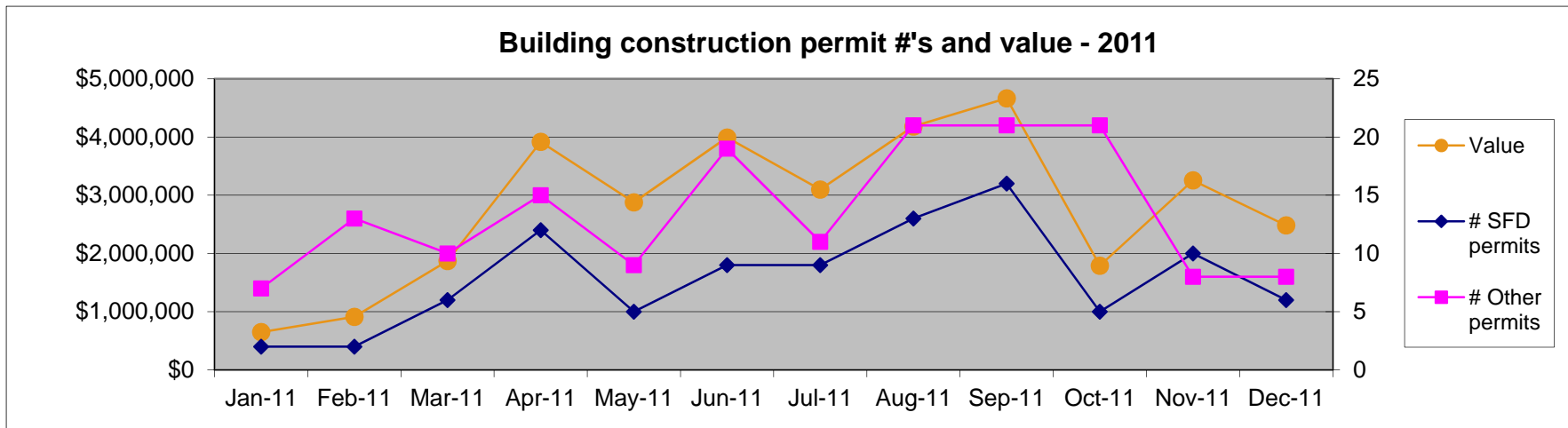
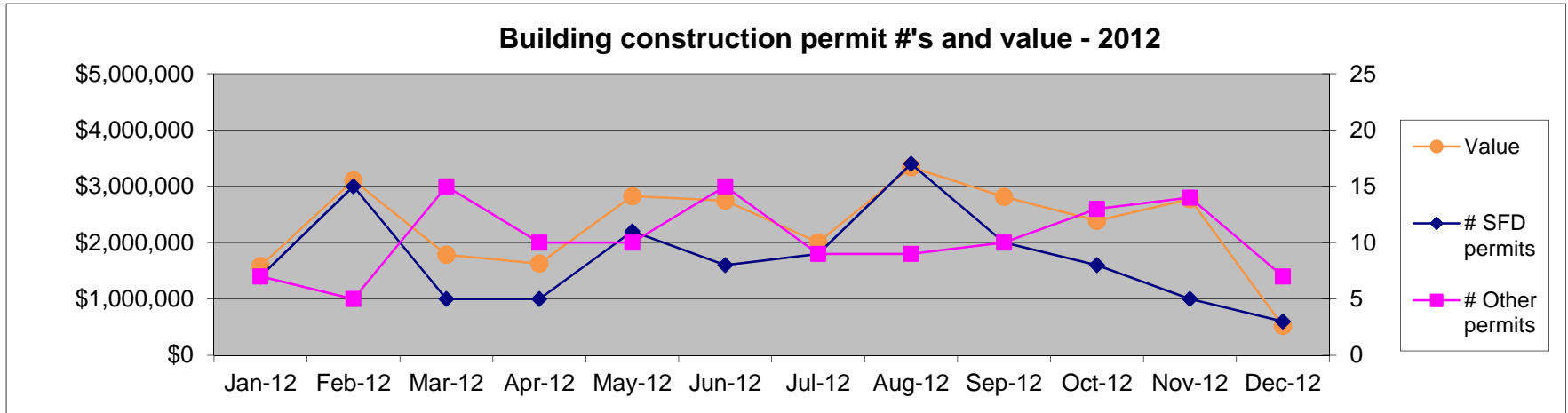


- Attended the required 2012 BC building code, code change training
- Holding a public information session on February 28, 2013 for the changes to the 2012 BC building code
- Average 12.3 day permit processing time for 2012
- Action taken on all inactive, incomplete permits back to 2008
- Continued improvements and efficiencies for records management

Building services 2013 budget highlights

- Maintaining service levels
- No increase in tax requisition
- Maintaining staffing levels
- Adequate reserve funds

Building services



Building services

Annual building permit numbers and construction value comparison

Year	Single dwelling units	Other	Total number of building permits	Construction value
2006	106	195	301	\$38,000,000
2007	113	207	320	\$39,000,000
2008	110	125	235	\$38,000,000
2009	89	138	227	\$30,000,000
2010	92	164	256	\$34,100,000
2011	95	163	258	\$33,700,000
2012	103	123	226	\$27,518,500

- A portion of building services revenue is derived from building permit fees which fluctuate with the economy

Building services

- CMHC's fourth quarter report is projecting a marginal increase in construction activity for 2013
- Building permit revenue for 2013 is anticipated to be equal to 2012 projections